


Hacking the ATLAS Detector: Looking for Exotic Long-lived Particles using Displaced Jets

<https://arxiv.org/pdf/1902.03094.pdf>

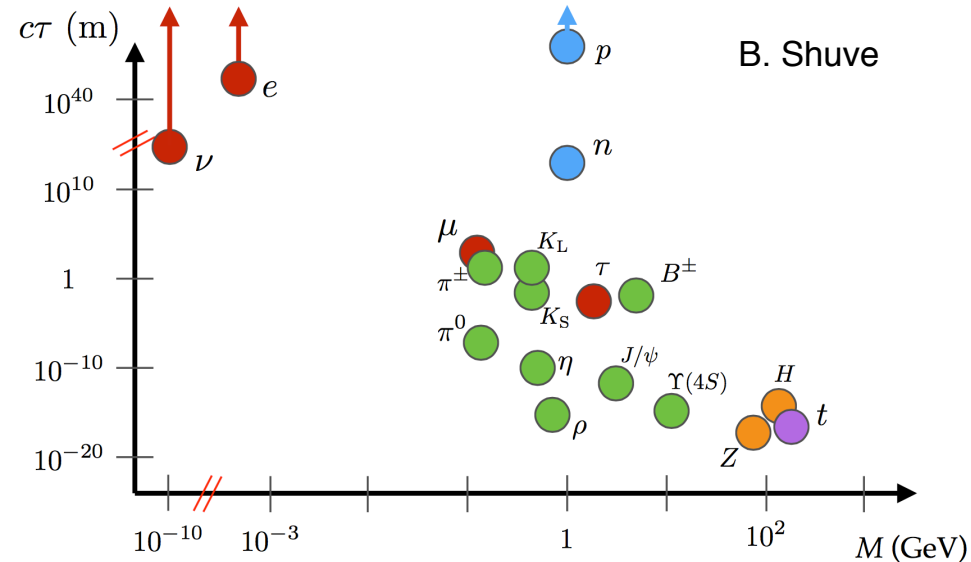
Accepted by EPJC

L. Corpe (UCL)

RAL Seminar, 22nd May 2019

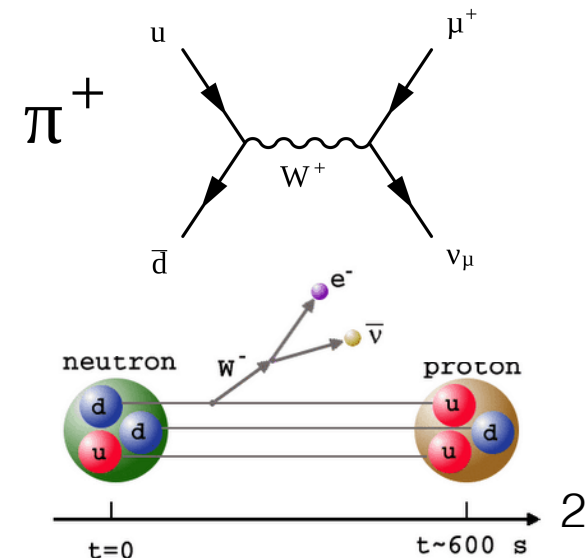


- **Semi-stable particles** everywhere in the SM!
- *Long-lived particles (LLPs)* := **do not decay instantly** (eg Higgs, W/Z, t, etc)



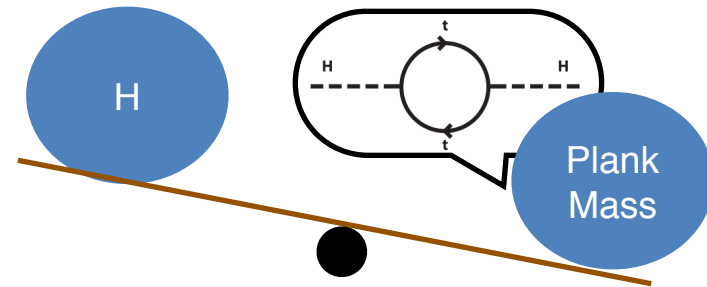
B. Shuve

- LLPs occur when **decay suppressed**:
 - Decay interaction **very weak**
 - Mediator particle **very heavy**
 - Density of final states **very low**
 - Particles **very close** in mass




- We all know SM has serious flaws...

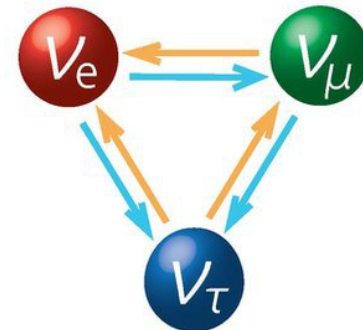
- Why is H so light ?
(Hierarchy Problem)



- We all know SM has serious flaws...
 - Why is H so light ?
(Hierarchy Problem)
 - What is **Dark Matter**?



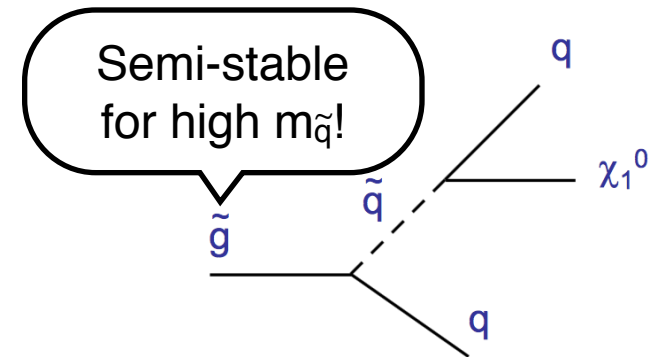
- We all know SM has serious flaws...
 - Why is H so light ?
(Hierarchy Problem)
 - What is Dark Matter?
 - **Neutrino oscillations** + masses



- Proposed solutions often involve LLPs!

- Why is H so light ?
(Hierarchy Problem)

→ SUSY



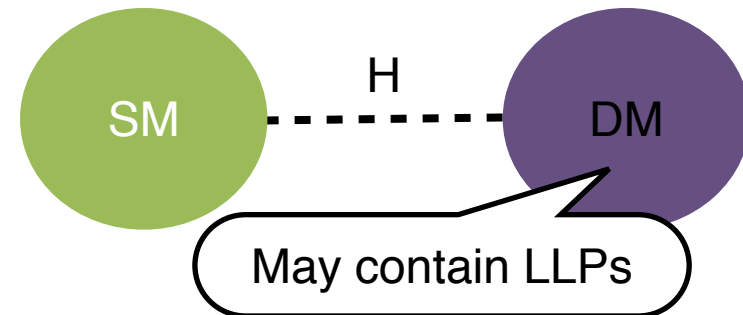
- Proposed solutions often involve LLPs!

- Why is H so light ?
(Hierarchy Problem)

→ SUSY

- What is **Dark Matter**?

→ Hidden Sector



- Proposed solutions often involve LLPs!

- Why is H so light ?
(Hierarchy Problem)

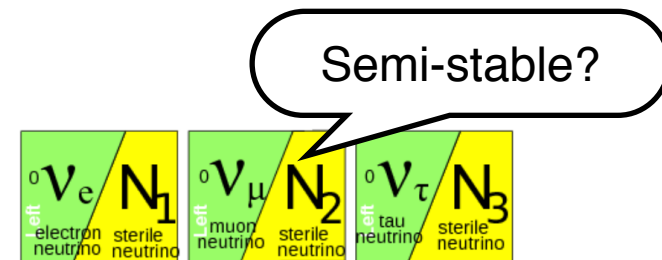
→ SUSY

- What is Dark Matter?

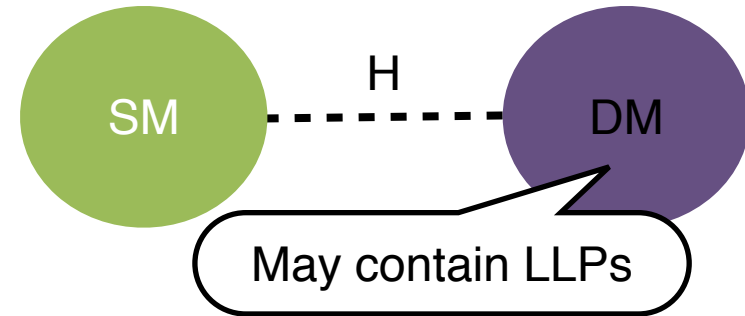
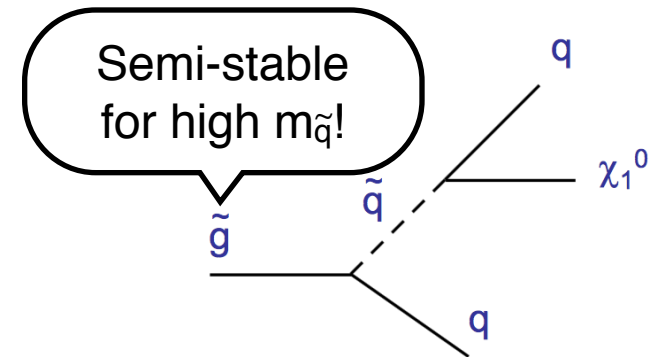
→ Hidden Sector

- Neutrino oscillations + masses**

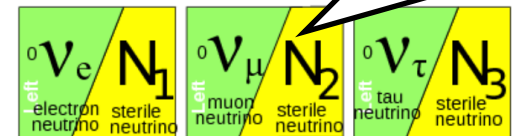
→ Heavy Neutral Leptons



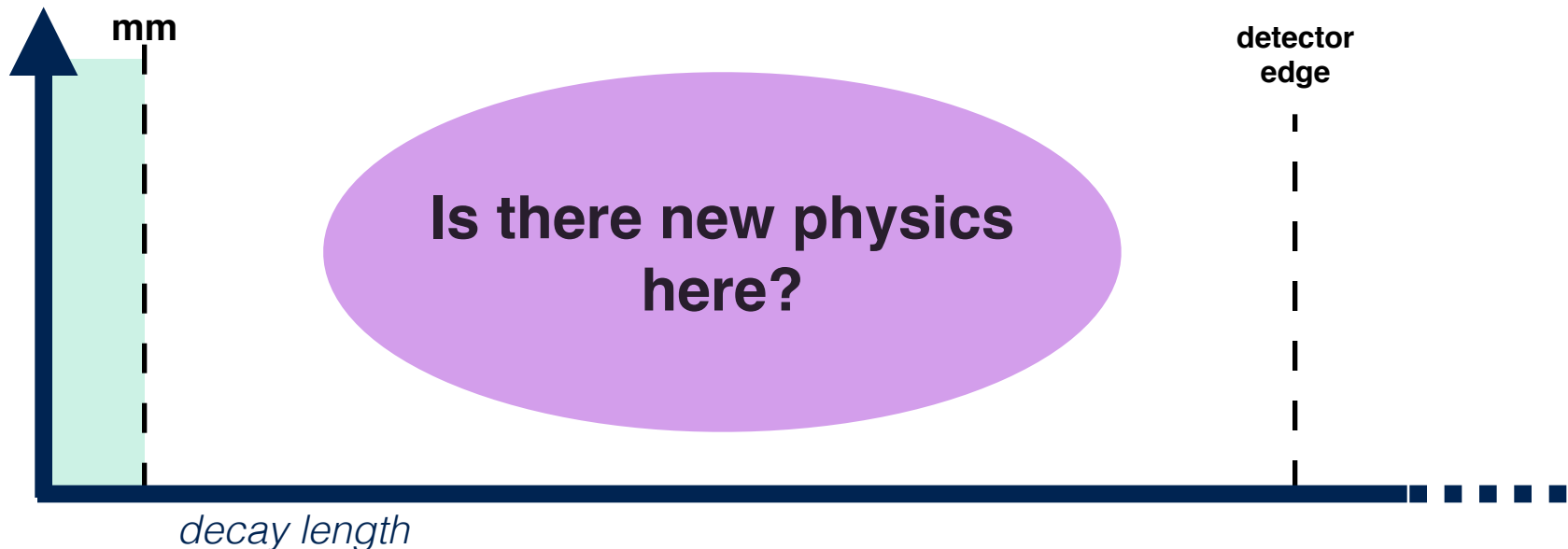
Lifetimes typically unconstrained...
 could decay **within ATLAS detector volume?**



Semi-stable?



- ...but ATLAS not designed for highly displaced activity!
- Usually assume new particles are unstable... LHC detectors designed for particles decaying near beam crossing.
- **LLP signals look like detector noise**
- *This is ATLAS and CMS's blind spot!*



The ATLAS detector and neutral LLP signatures

**Muon System
(MS)**

**Hadronic Calorimeter
(HCAL)**

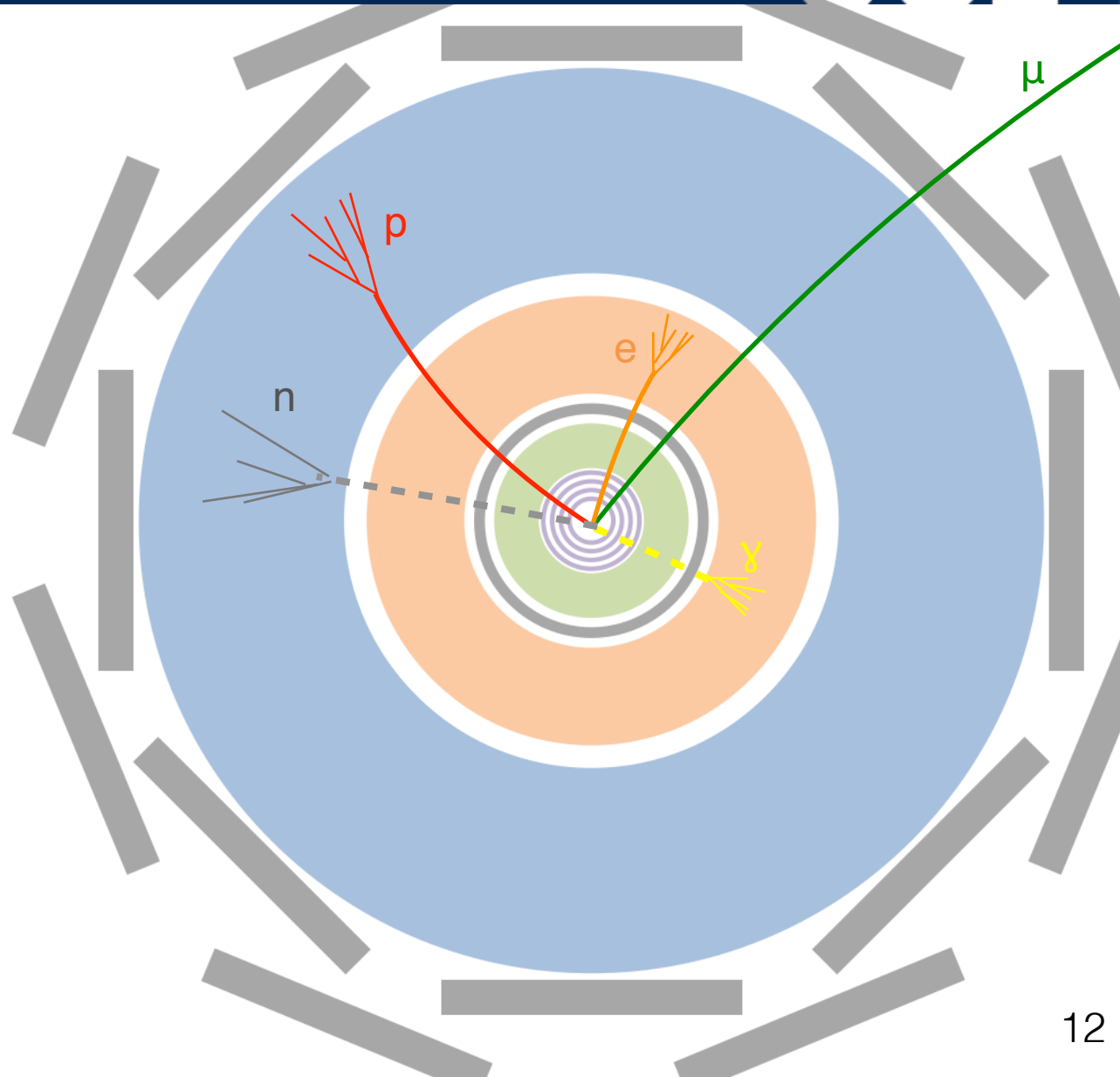
**Electromagnetic
Calorimeter
(ECAL)**

Solenoid Magnet

**Transition Radiation
Tracker (TRT)**

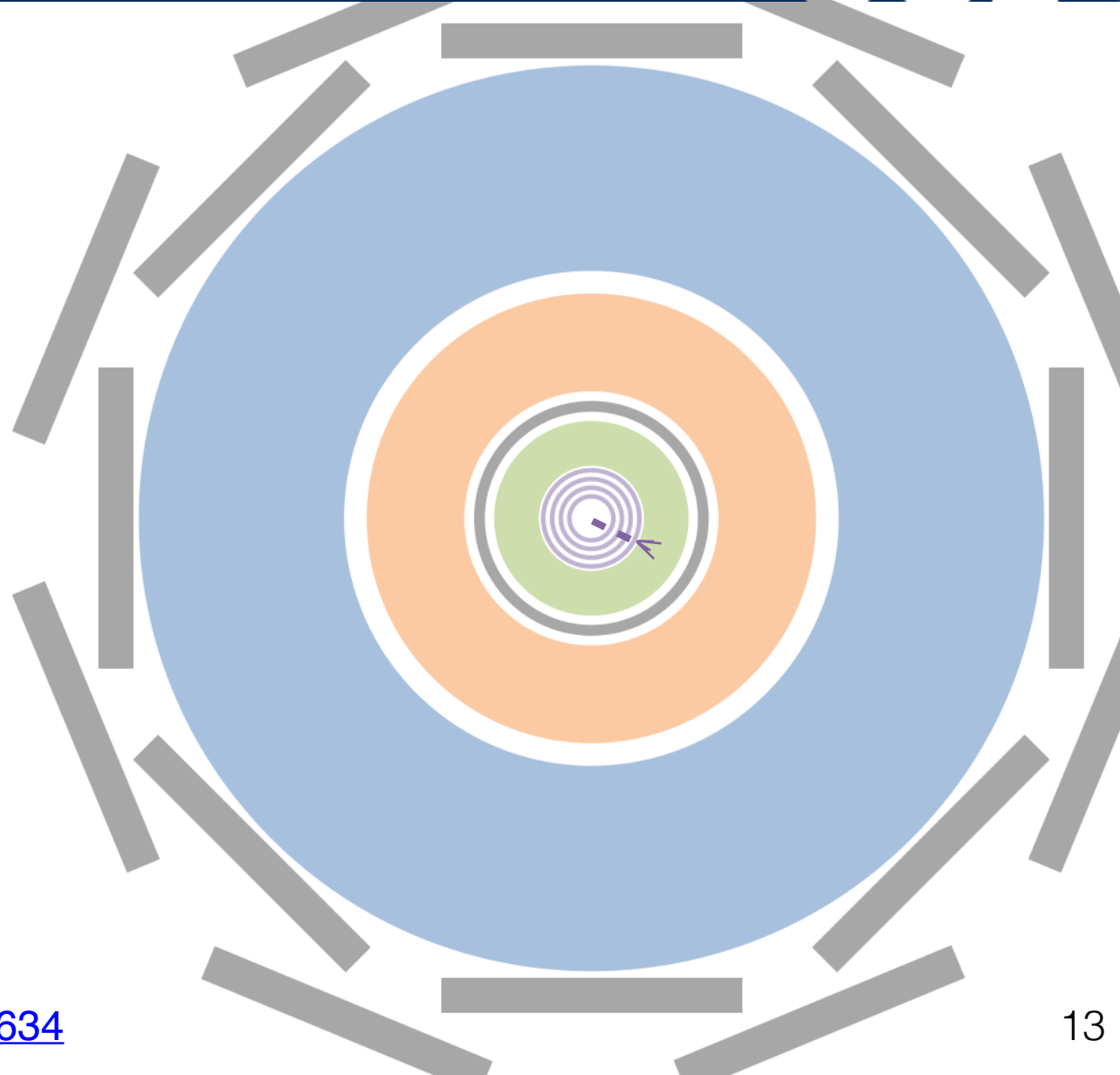
**Semiconductor
Tracker (SCT)**

Inner Detector (ID)



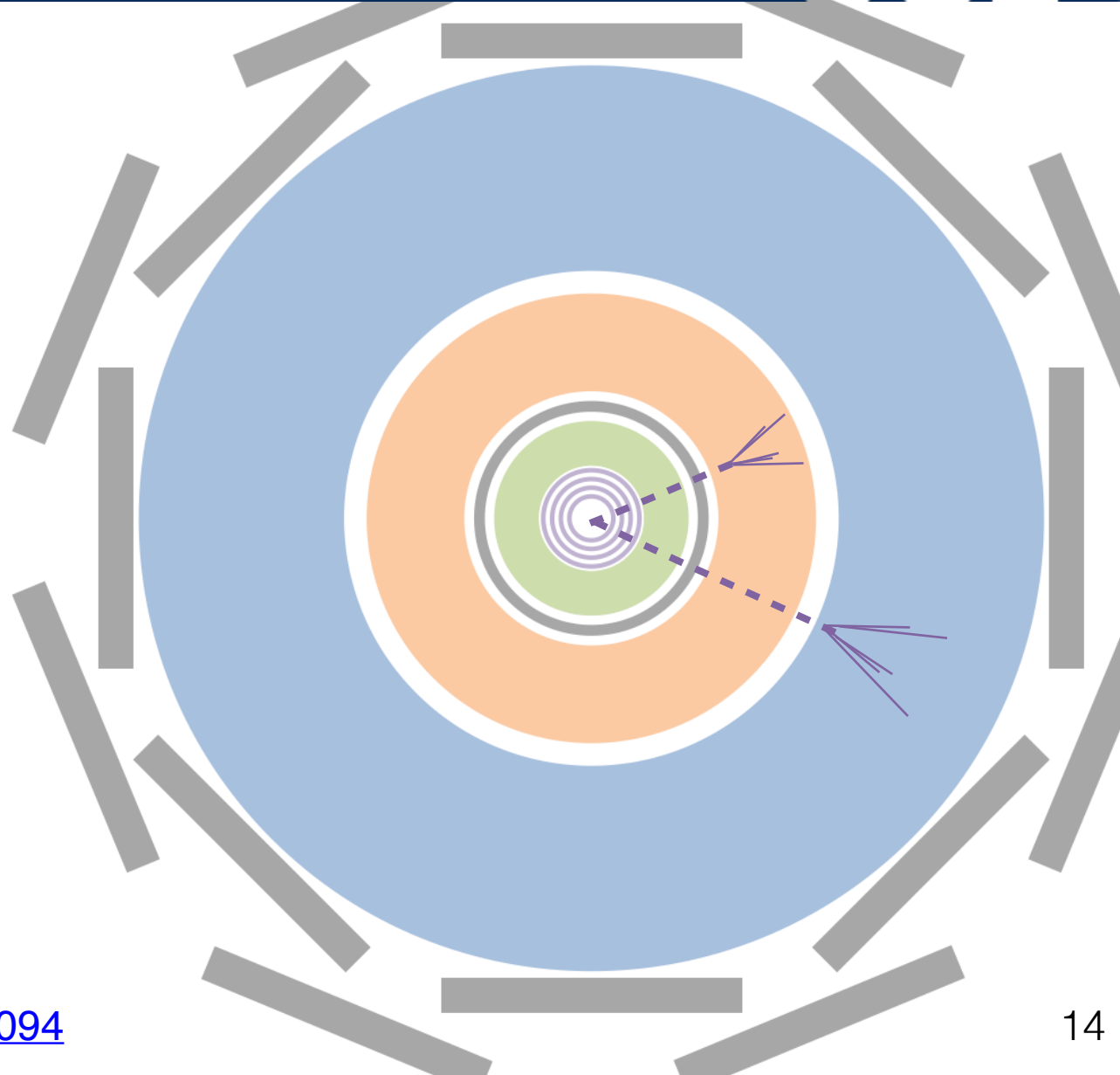
Neutral LLP
decaying in
tracker:

Displaced vertex
appearing in
tracker



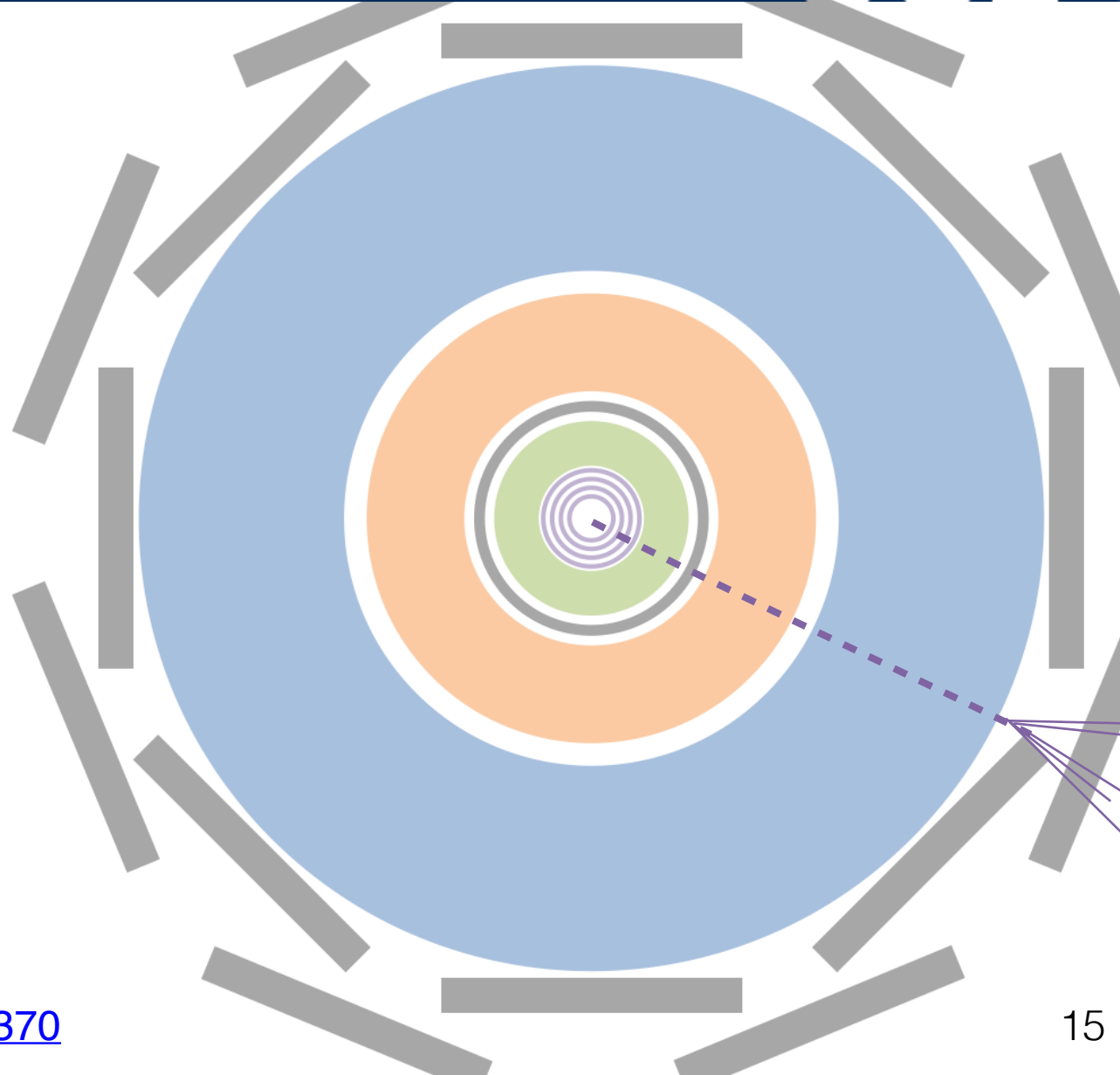
Neutral LLP
decaying in
calorimeter:

Trackless jet



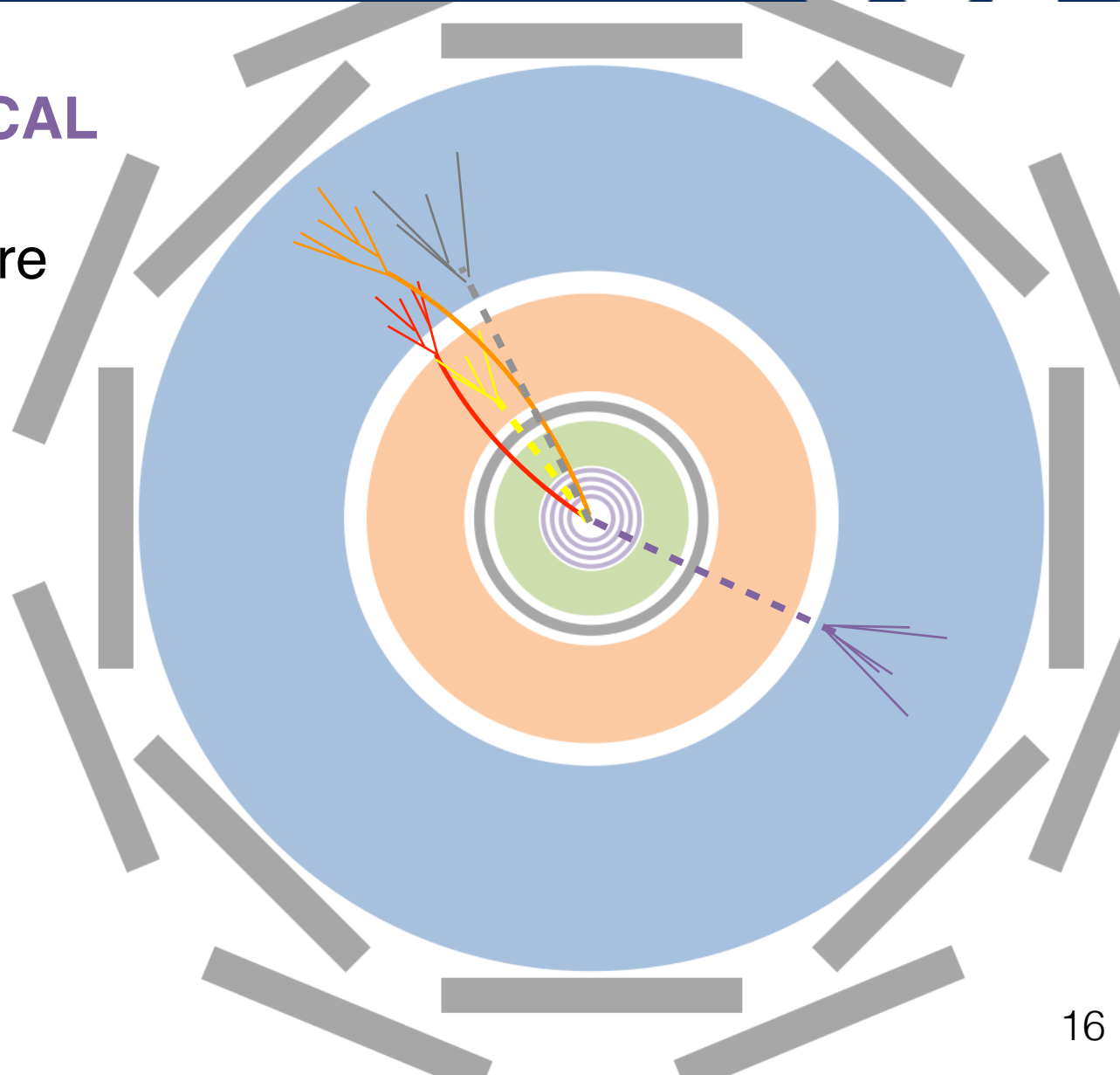
Neutral LLP
decaying in
Muons System:

lepton-jet or
vertex in the MS



Focus on
LLP decaying in HCAL

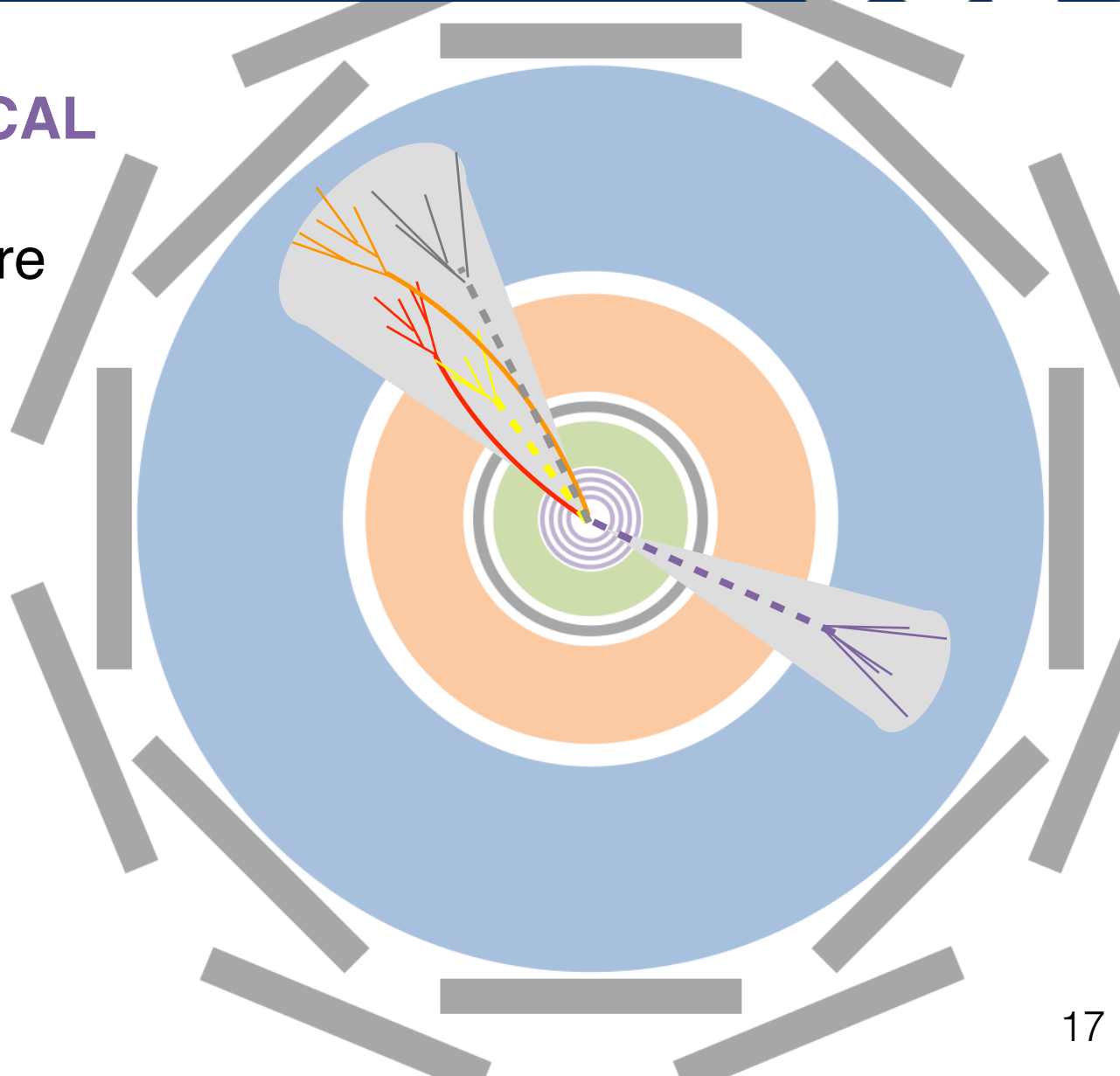
How would it compare
to a **regular SM jet**?



Focus on
LLP decaying in HCAL

How would it compare to a **regular SM jet**?

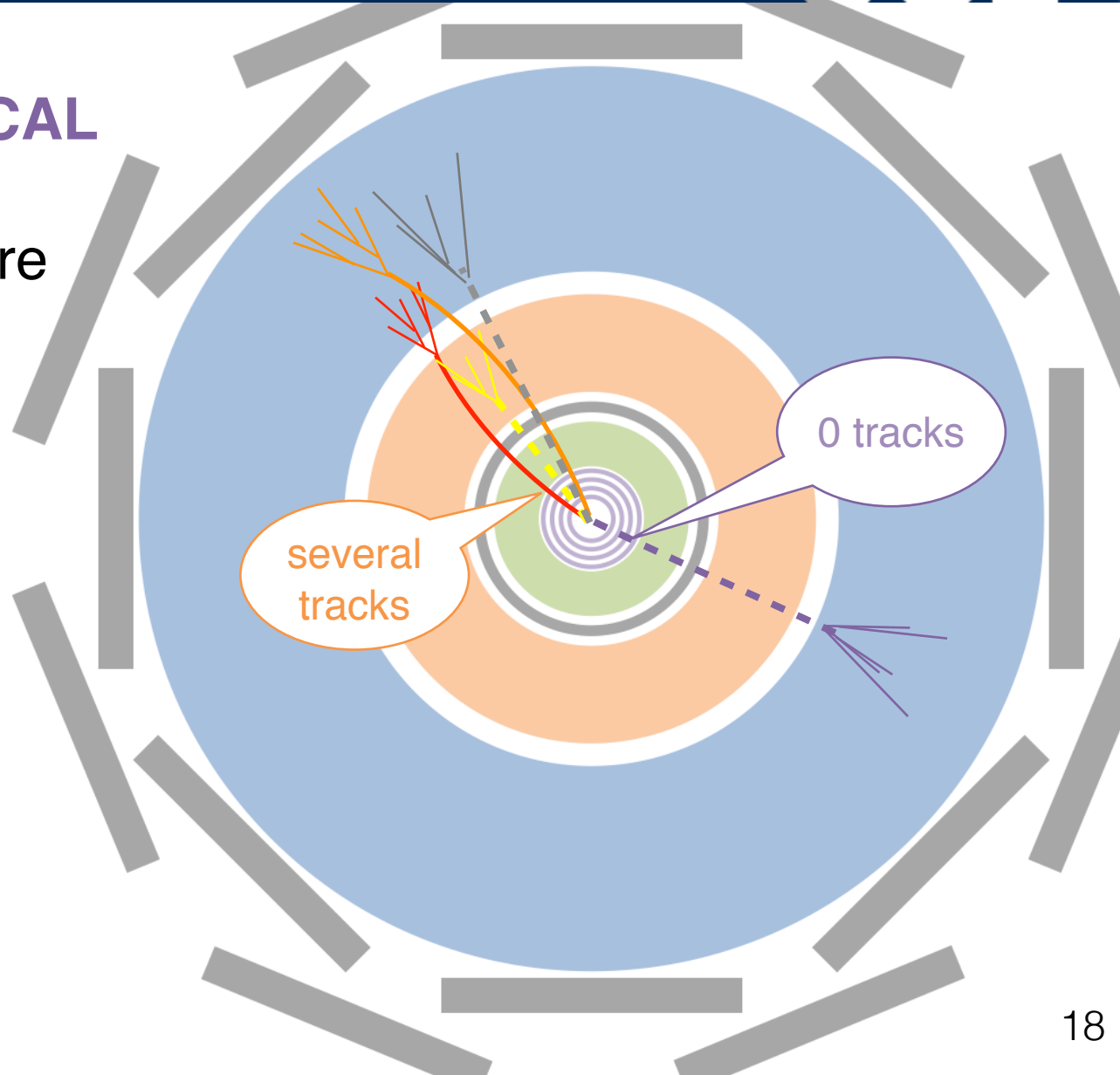
- **Narrow** : shower starts much later, has less time to become spatially separated



Focus on
LLP decaying in HCAL

How would it compare to a **regular SM jet**?

- **Narrow**
- **Trackless:**
neutral LLPs
-> no hits in ID

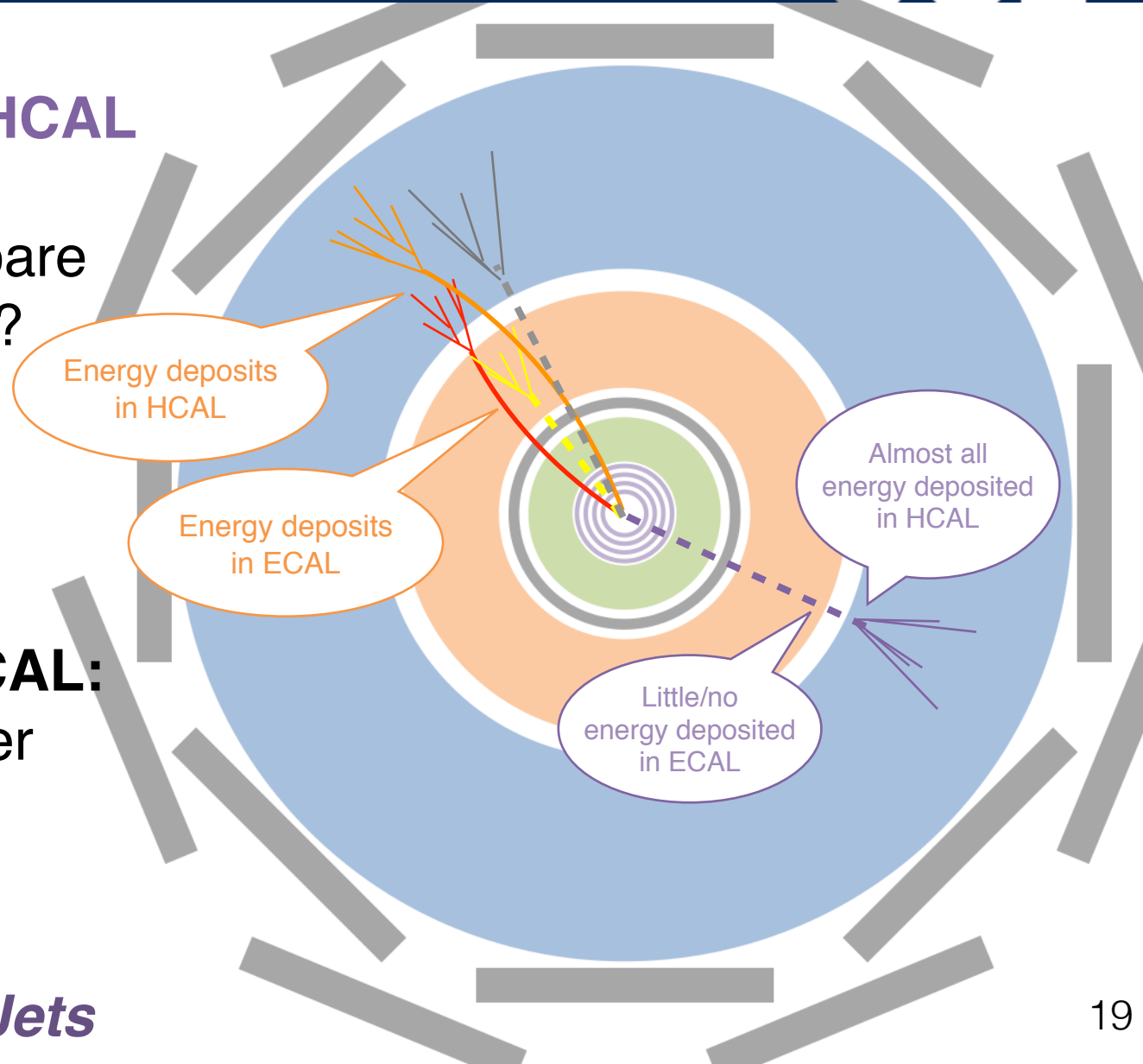


Focus on LLP decaying in HCAL

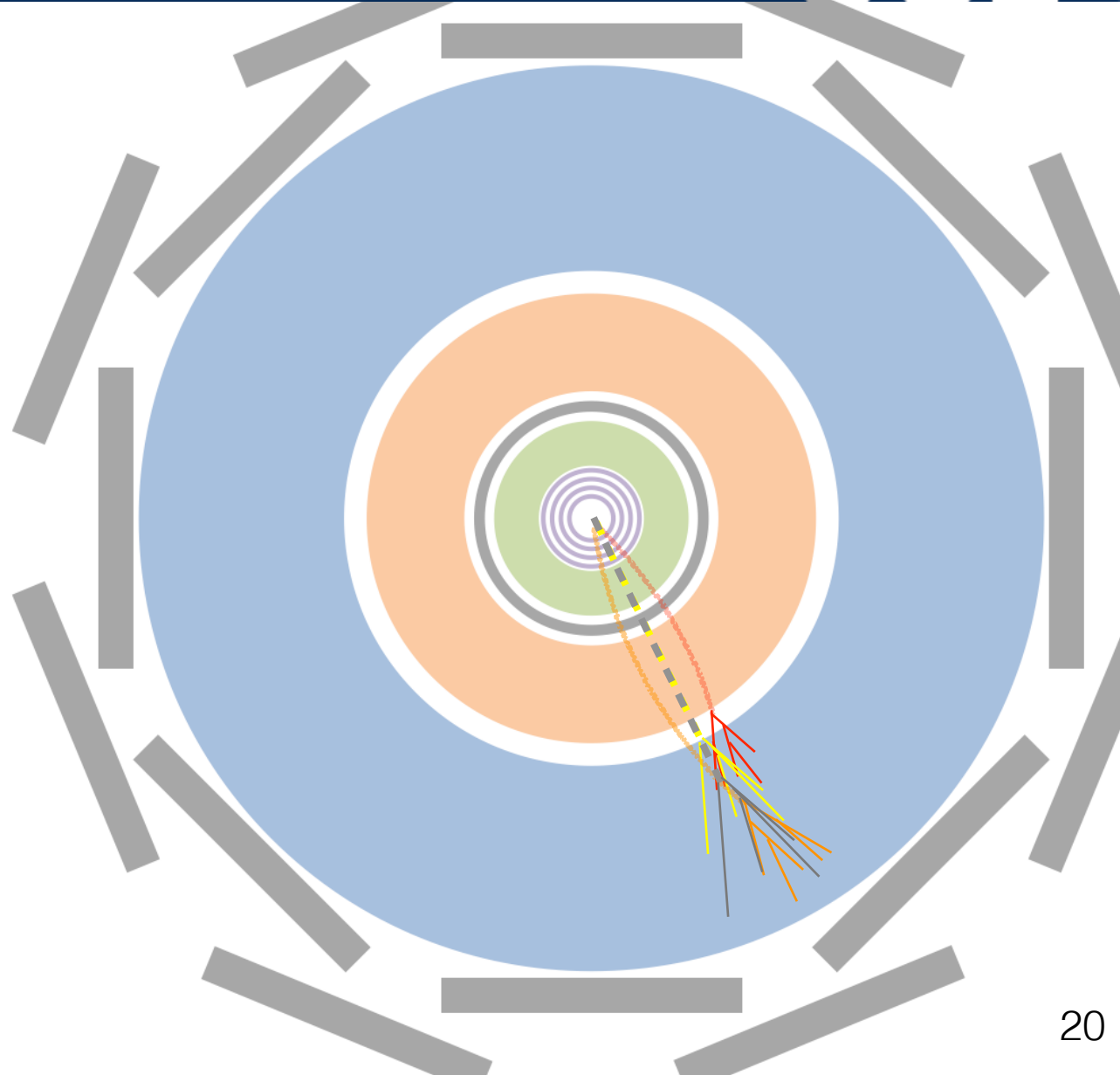
How would it compare to a **regular SM jet**?

- **Narrow**
- **Trackless**
- **Low fraction of energy in the ECAL:**
Define Calorimeter Ratio (CalRatio):
 $E_{\text{HCAL}}/E_{\text{ECAL}}$

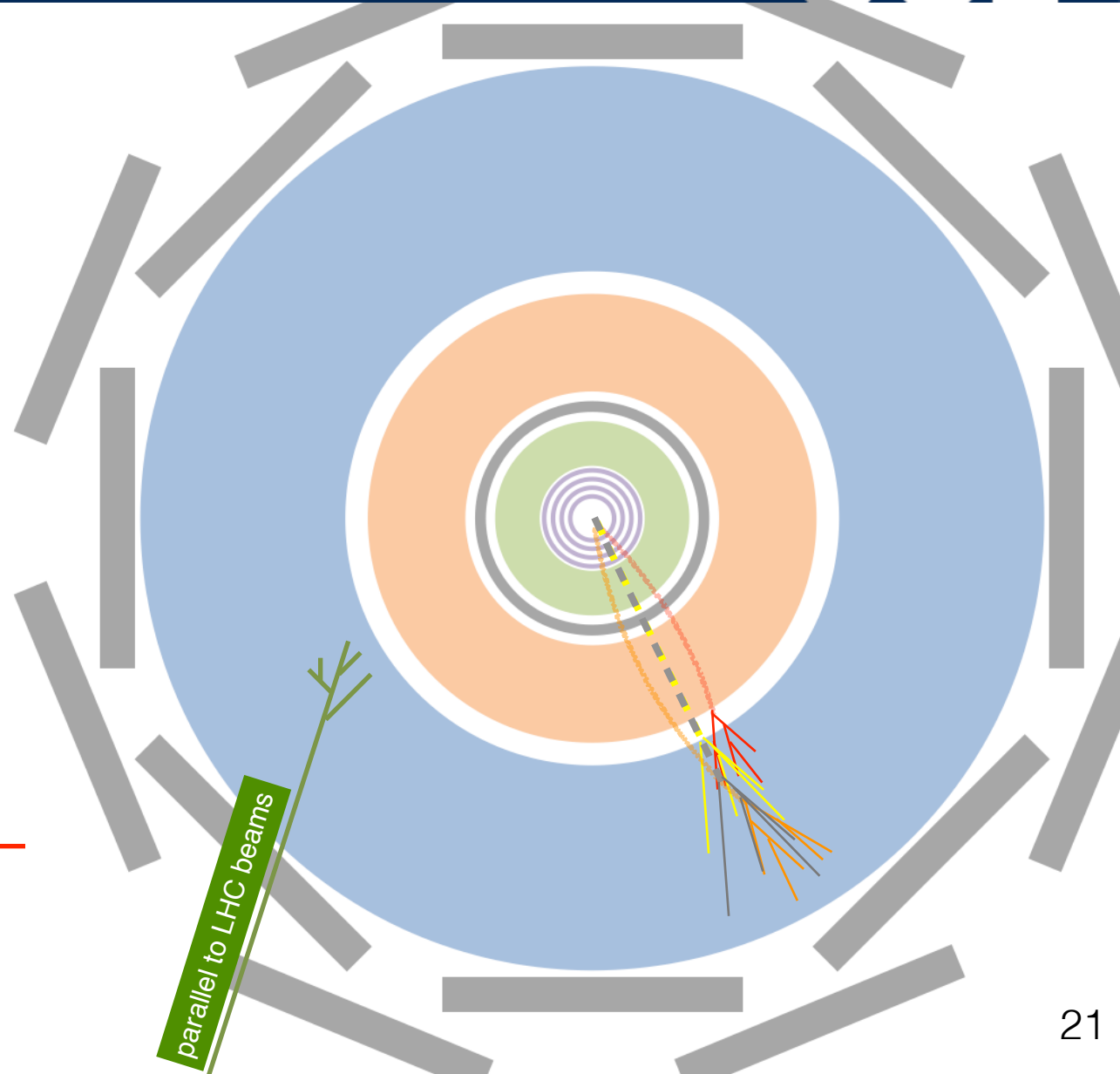
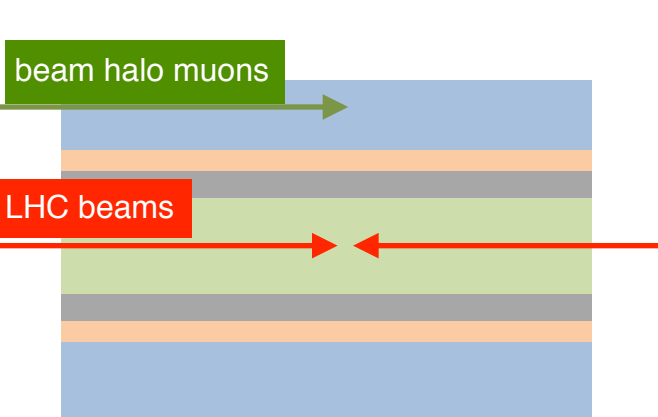
Signal: CalRatio Jets



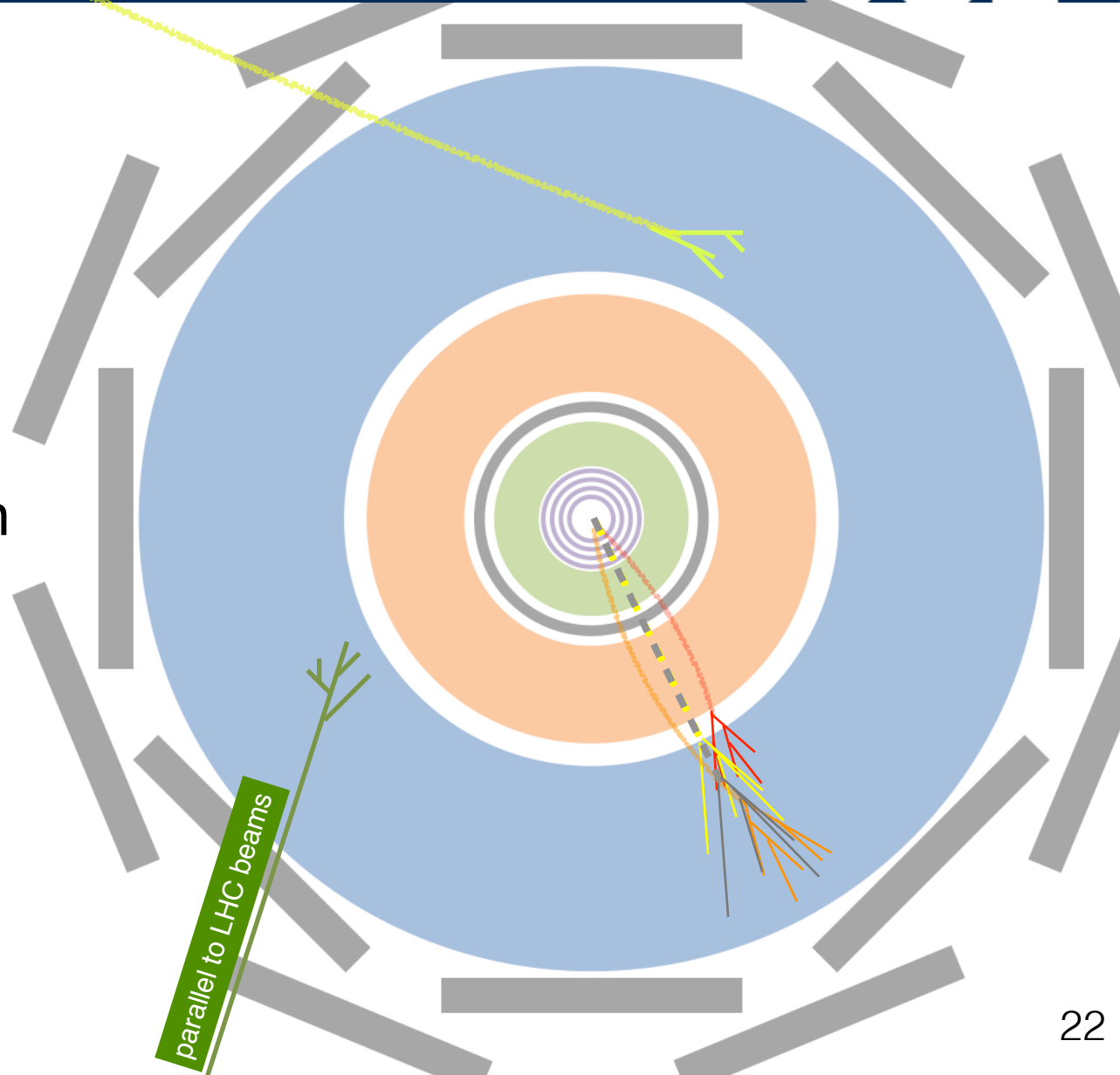
- **QCD jets**
rarely look like
CalRatio Jets
- ...but **there are a LOT of QCD jets**
($>10^5$ x signal!)
- **Dominant background!**



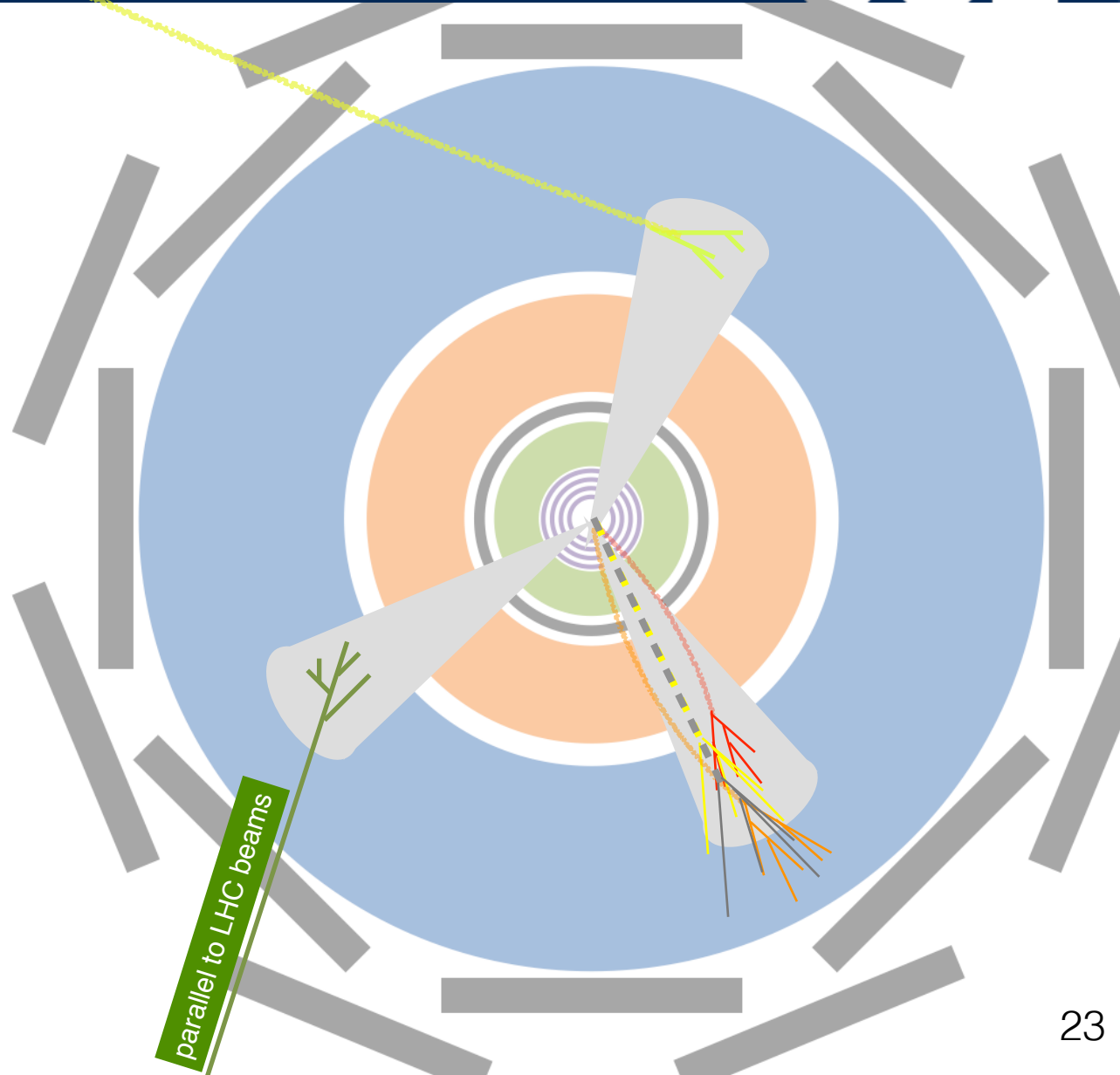
- QCD jets
- Beam-induced background (BIB) from beam halo muons



- QCD jets
- Beam-induced background (BIB)
- Cosmic Rays can traverse the cavern and leave deposits in the HCAL



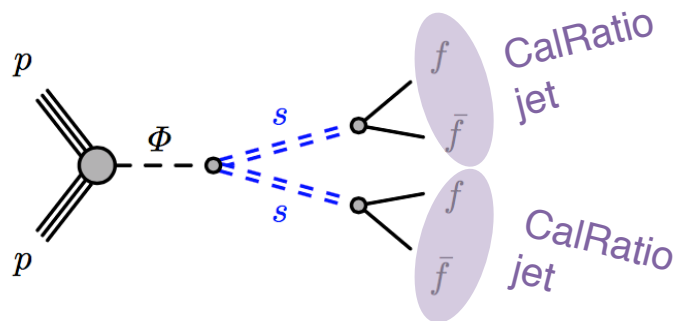
- QCD jets
- Beam-induced background (BIB)
- Cosmic Rays
- **Can all look like narrow, trackless jets with high CalRatio!**



Analysis using CalRatio Jets

- **Three sister analyses:**
this one for CalRatio jets

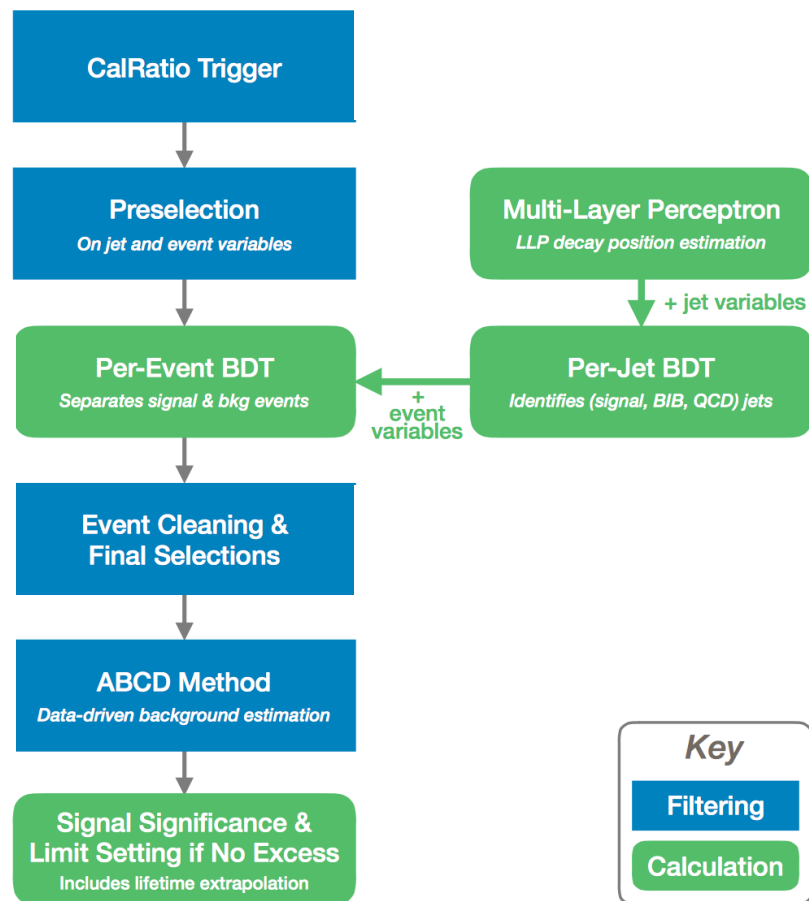
- **Signature-driven search :**
benchmark model



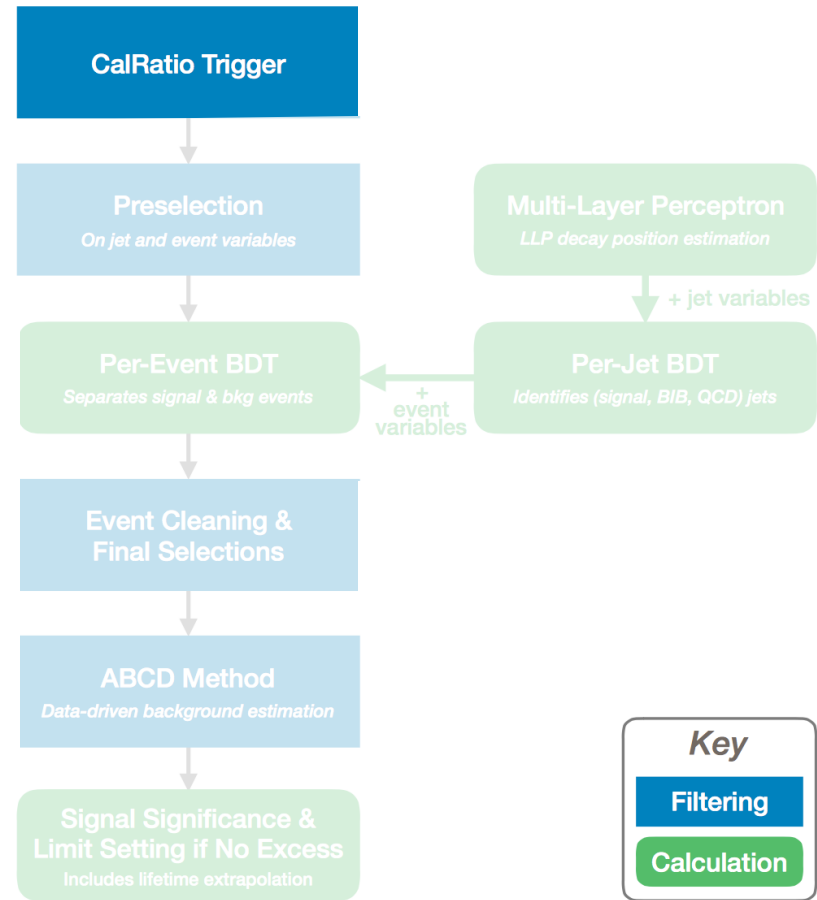
$$m_{\Phi} \in [125, 1000] \text{ GeV}$$

$$m_s \in [5, 400] \text{ GeV}$$

- 2016 LHC dataset: 33/fb
- **Hack ATLAS** to look for LLPs!

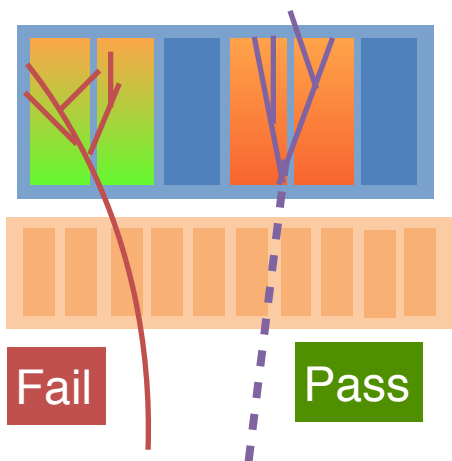


Trigger and Dataset Collection



High- E_T Trigger

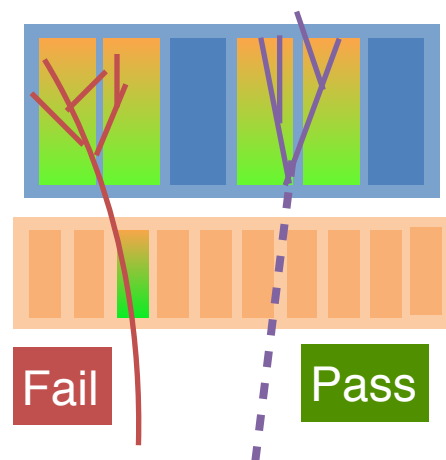
(full 2016 dataset $\sim 33/\text{fb}$)



$E_T > 60 \text{ GeV}$ HCAL deposit
in 'narrow' region:
 0.2×0.2 ($\eta \times \phi$)
(default: 0.8×0.8)

Low- E_T Trigger

(1/3 of 2016 dataset $\sim 11/\text{fb}$)



$E_T > 30 \text{ GeV}$ HCAL deposit
in 0.2×0.2 ($\eta \times \phi$)
veto if matching
 $E_T > 3 \text{ GeV}$ ECAL deposit

Level 1 *High- E_T Trigger*

OR

Low- E_T Trigger

≥ 1 jet with:

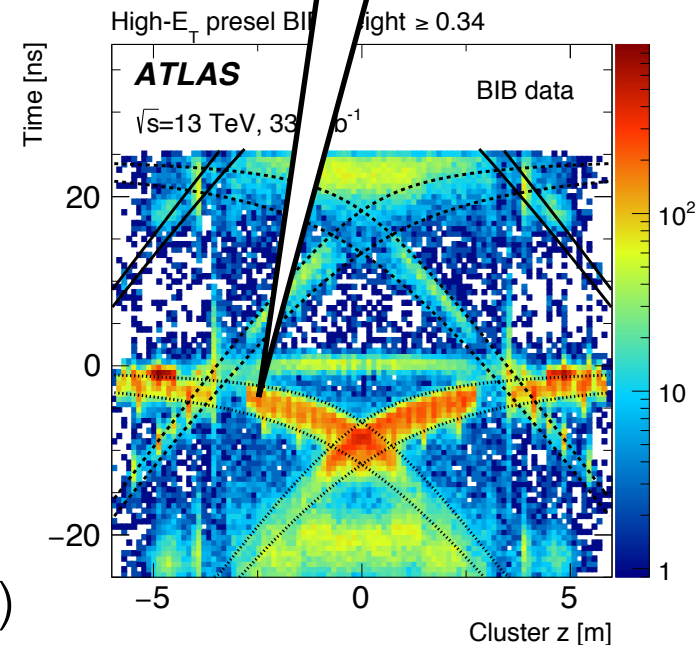
- $E_T > 30$ GeV
- $|\eta| < 2.5$
- $\log(E_H/E_{EM}) > 1.2$
- custom noise suppression

+ BIB-removal algorithm:
cluster timing + alignment

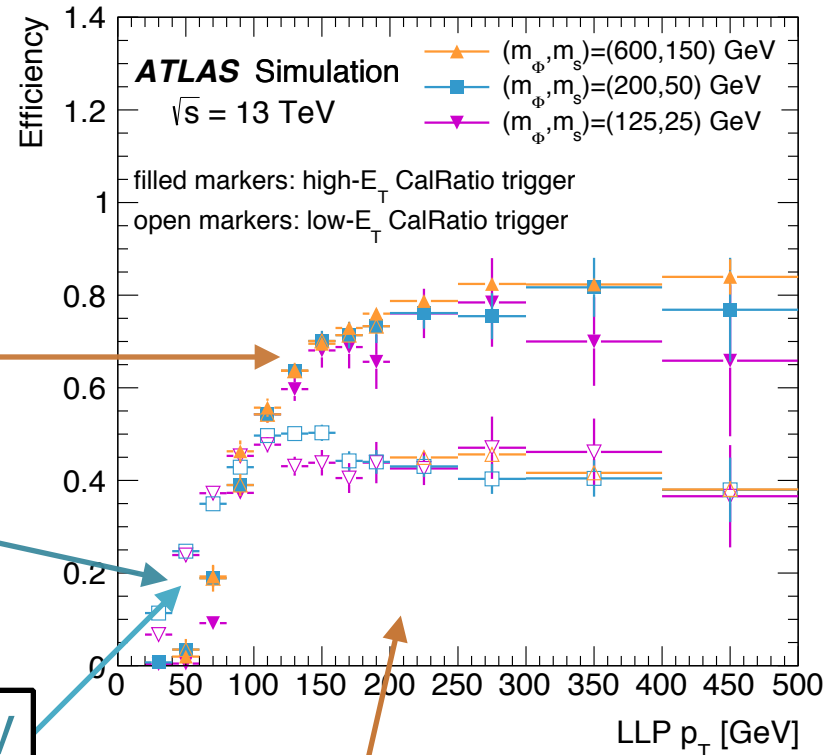
Fail BIB-removal
→ **BIB dataset**

Pass BIB-removal:
→ **Main dataset**
(→ or Cosmics dataset)

BIB jets:
'Banana'-shaped
timing-vs-z distribution



HLT



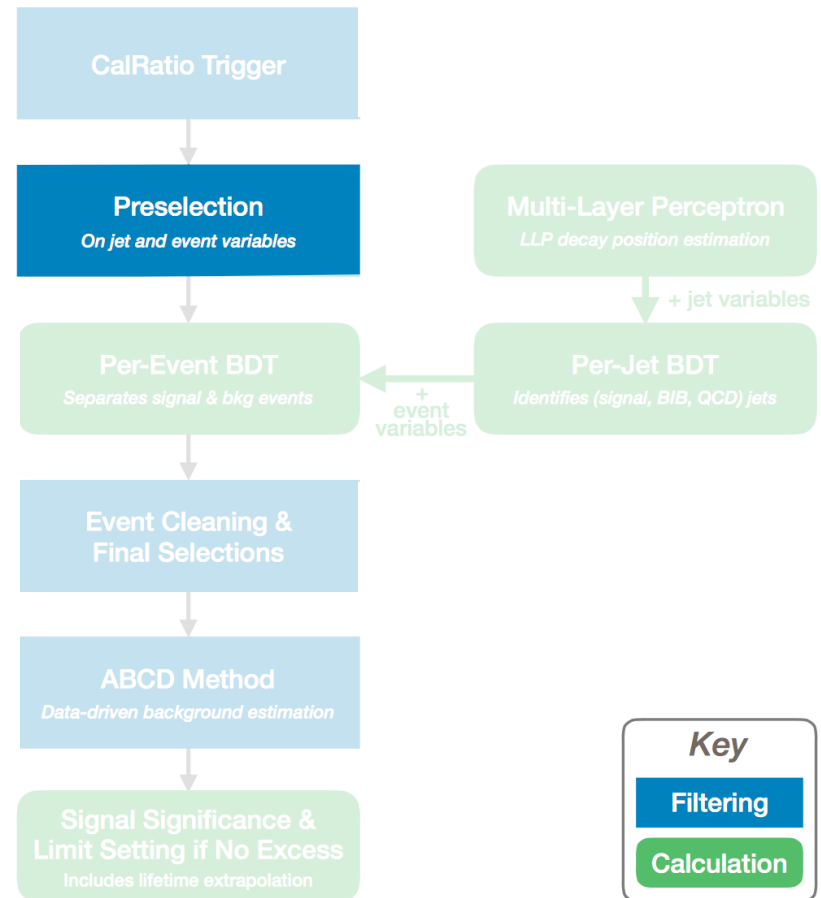
High- E_T Trigger
turns on much later than
Low- E_T Trigger

• Low- m_ϕ models peak $\sim 60\text{-}100 \text{ GeV}$
high-ET trigger would kill signal!

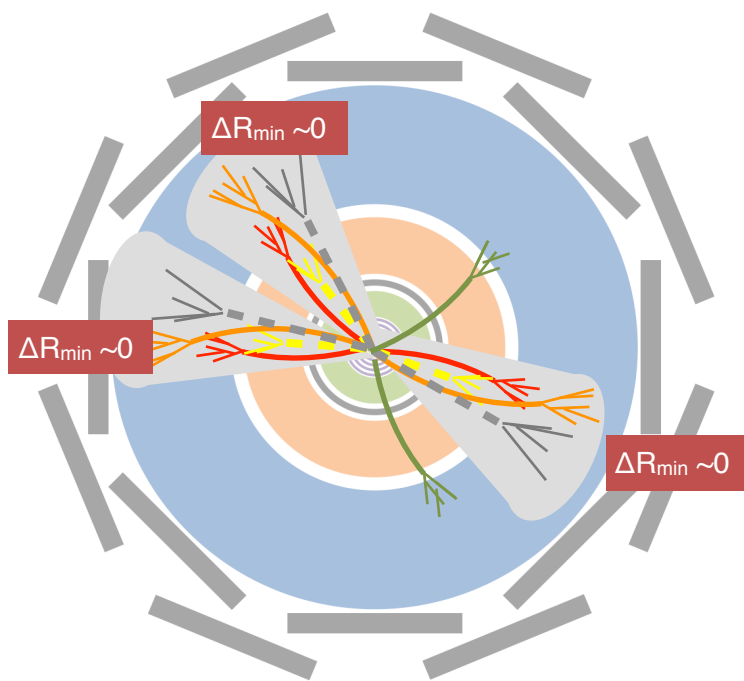
• High- m_ϕ models peak
 $> 150 \text{ GeV}$

- **Low-ET Trigger for $m_\phi \leq 200 \text{ GeV}$** : more sensitive, even with 1/3 data
- Better off with **High-ET Trigger for $m_\phi > 200 \text{ GeV}$**

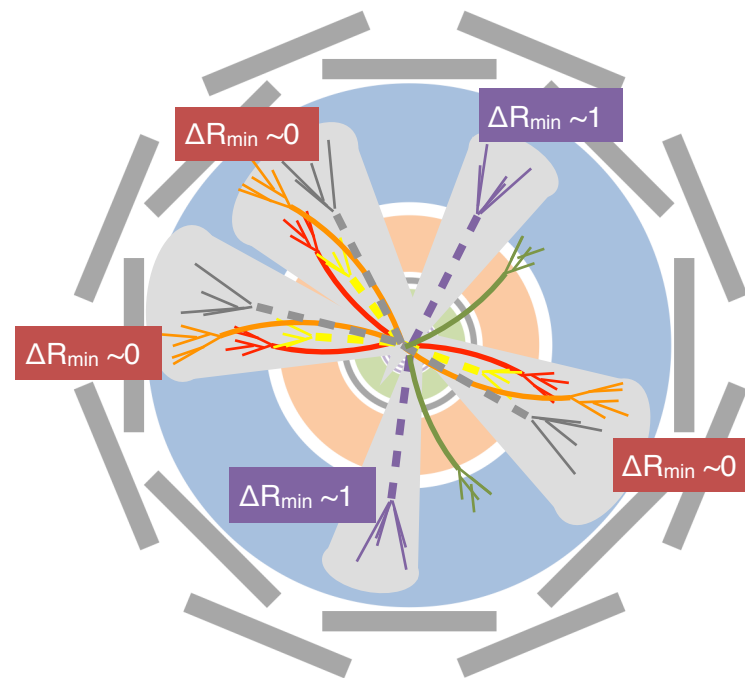
Preselection



- Require 2 jets ($p_T > 40$ GeV)
- Pick **events with trackless jets**: $\sum \Delta R_{\min}(\text{jet}, \text{track})$



Regular SM events:
 $\sum \Delta R_{\min} \sim 0$

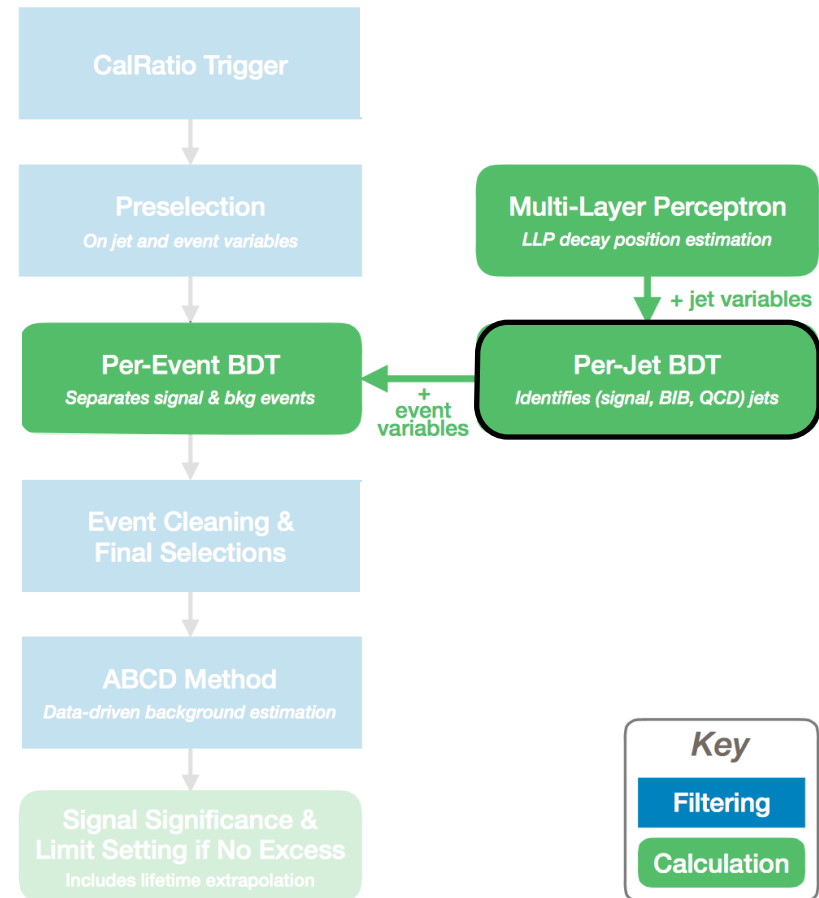


Event with 2 CalRatio-like jets:
 $\sum \Delta R_{\min} \sim 2$

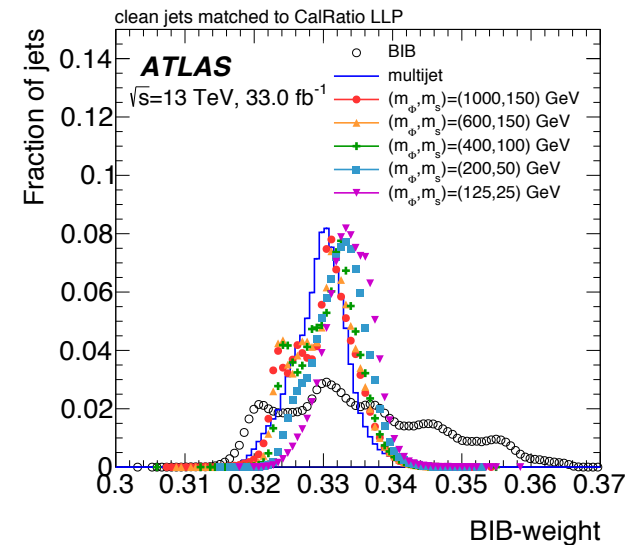
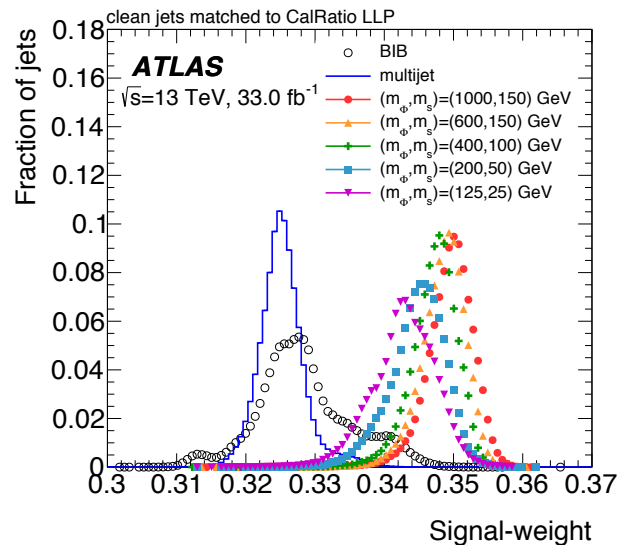
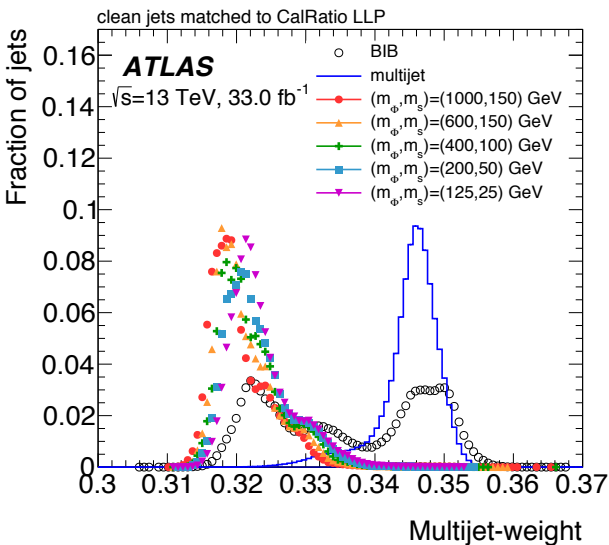
Preselection: $\sum \Delta R_{\min} > 0.5$

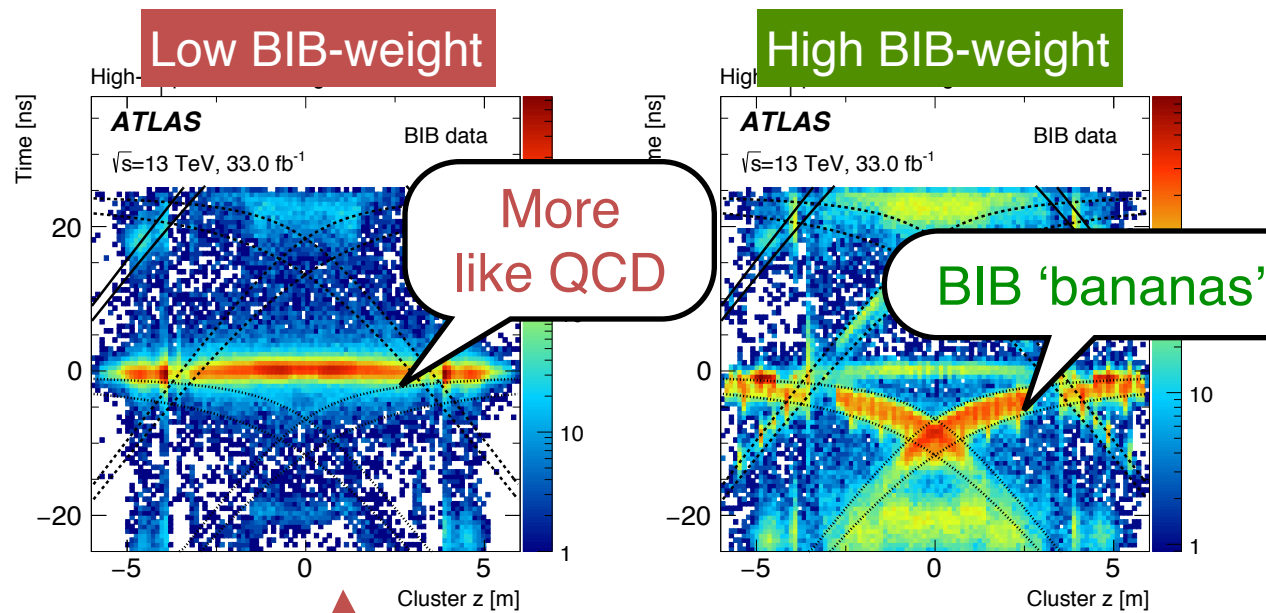
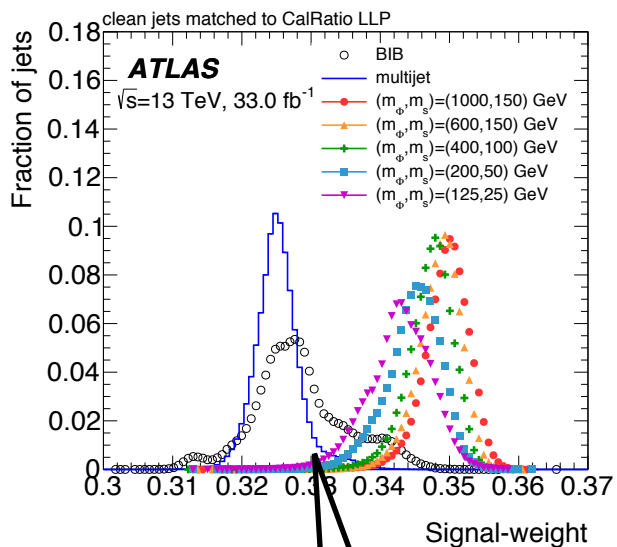
Signal vs Background using Machine Learning

(Focus on Per-Jet BDT)

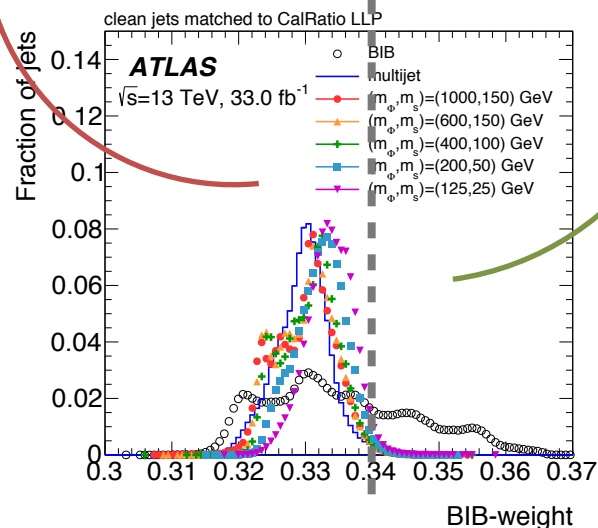


- Multi-class **Boosted Decision Tree (BDT)**: separate jets as **signal-like**, **BIB-like** or **multijet-like**
- **Inputs**: MLP decay position, jet width/energy variables, timing information...
 - Trained on BIB Data, multijet MC, signal samples

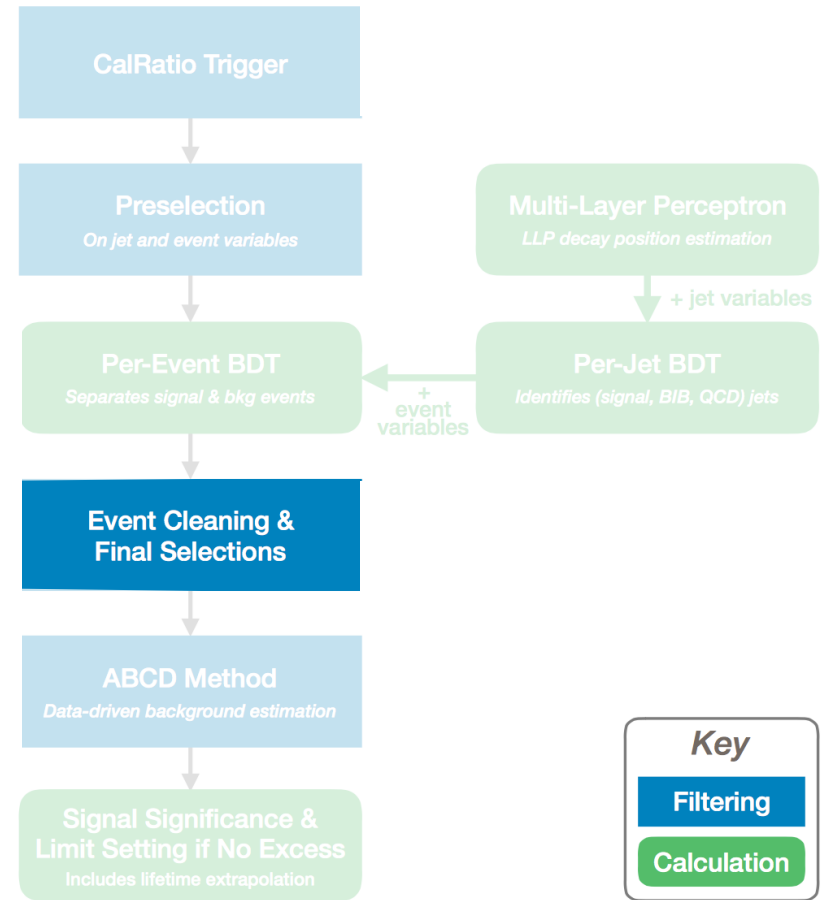




Signal vs bkg(s) discrimination



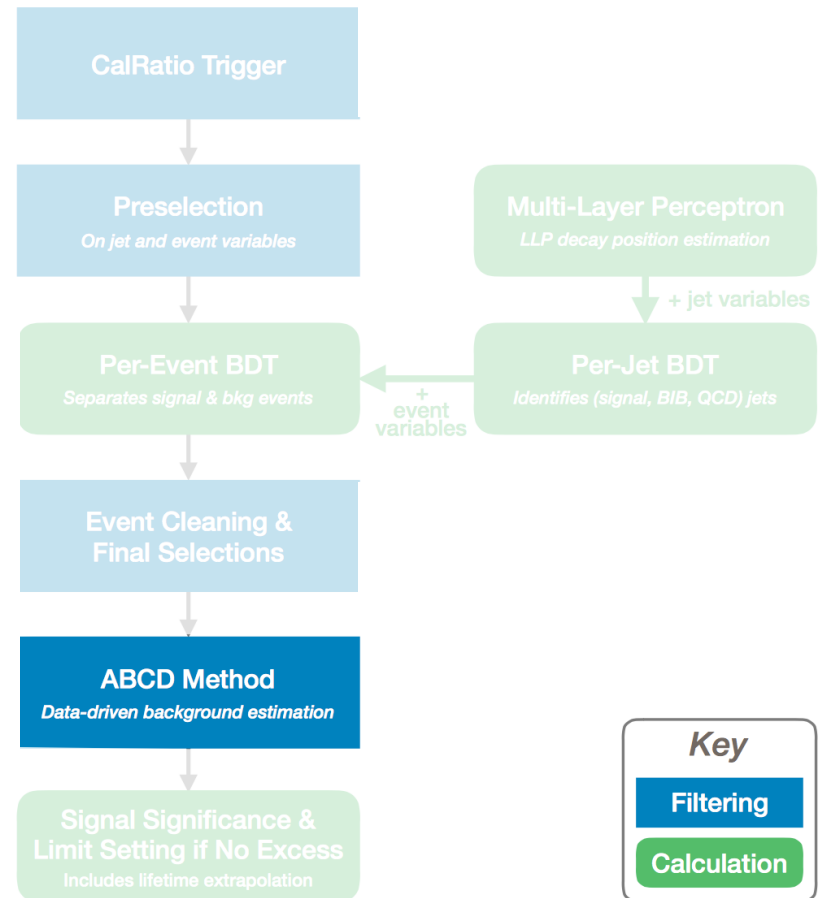
Selection Optimisation



- Final selections **remove any significant BIB or cosmics**
- Optimised for **high S/B in search region ‘A’**

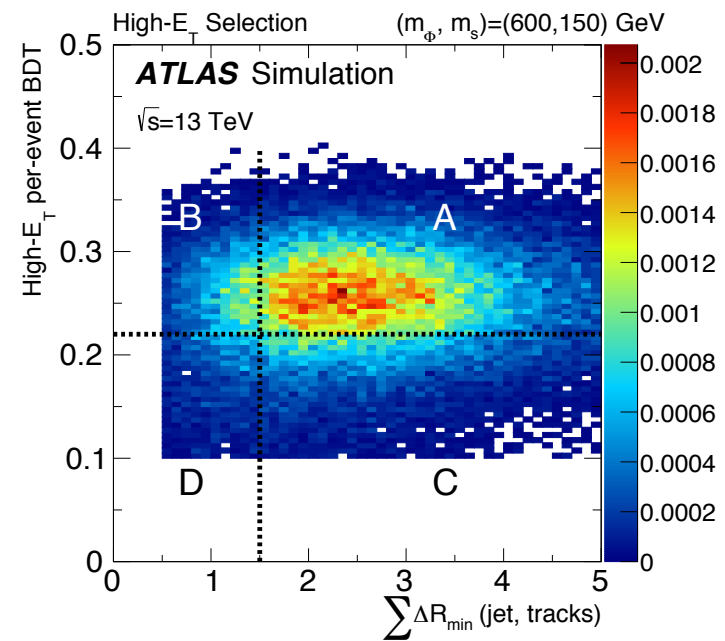
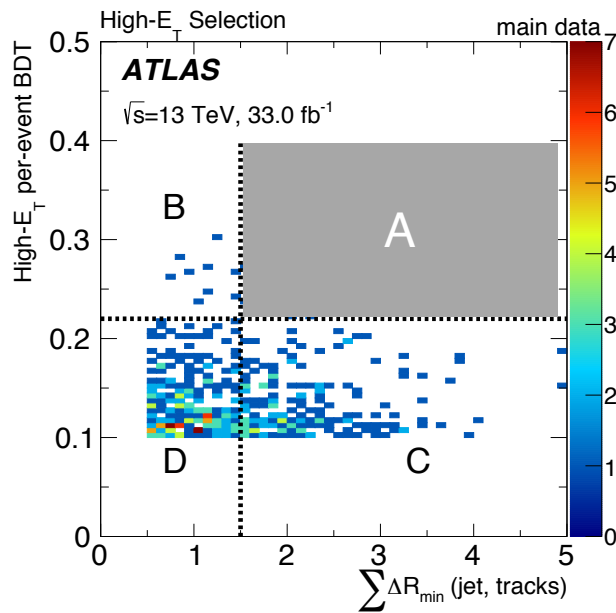
High- E_T selection:		Main data	BIB	Cosmic rays	Signal (m_Φ, m_s) = (1000, 150) GeV $c\tau = 1.17$ m	Signal (m_Φ, m_s) = (600, 150) GeV $c\tau = 1.72$ m	Signal (m_Φ, m_s) = (400, 100) GeV $c\tau = 1.46$ m
Preselection:	Pass trigger, 2 clean jets & $\sum \Delta R_{\min} > 0.5$	1375483	183015	526.0	26.2%	22.4%	17.5%
Event cleaning:	High- E_T per-event BDT > 0.1	4515	192	7.6	25.4%	21.2%	15.3%
	Trigger matching	3627	119	3.8	24.5%	20.4%	15.0%
	$-3 < t < 15$ ns	3388	110	3.2	24.0%	20.0%	14.8%
High-E_T selection:	$\sum_{j_1, j_2} \log_{10}(E_H/E_{EM}) > 1$	1815	61	2.7	21.7%	16.8%	11.5%
	$H_T^{\text{miss}}/H_T < 0.6$	1421	41	2.1	18.1%	15.2%	10.9%
	$p_T(j_1) > 160$ GeV	774	26	0	17.5%	13.6%	7.50%
	$p_T(j_2) > 100$ GeV	459	15	0	16.5%	11.8%	5.56%
Region A :		10	1	0	10.7%	7.74%	3.10%
Low- E_T selection		Main data	BIB	Cosmic rays	Signal (m_Φ, m_s) = (200, 50) GeV $c\tau = 1.07$ m	Signal (m_Φ, m_s) = (125, 25) GeV $c\tau = 0.76$ m	
Preselection:	Pass trigger, 2 clean jets & $\sum \Delta R_{\min} > 0.5$	2180349	95247	319.1		7.58%	4.33%
Event cleaning:	Low- E_T per-event BDT > 0.1	40474	678	65.1		6.26%	2.73%
	Trigger matching	34567	538	42.1		5.97%	2.51%
	$-3 < t < 15$ ns	33680	519	23.4		5.86%	2.46%
Low-E_T selection:	$\sum_{j_1, j_2} \log_{10}(E_H/E_{EM}) > 2.5$	722	13	18.3		0.92%	0.39%
	$p_T(j_1) > 80$ GeV	304	6	7.3		0.69%	0.16%
	$p_T(j_2) > 60$ GeV	136	4	3.5		0.60%	0.10%
Region A:		7	0	0.4		0.43%	0.07%

Background Estimate



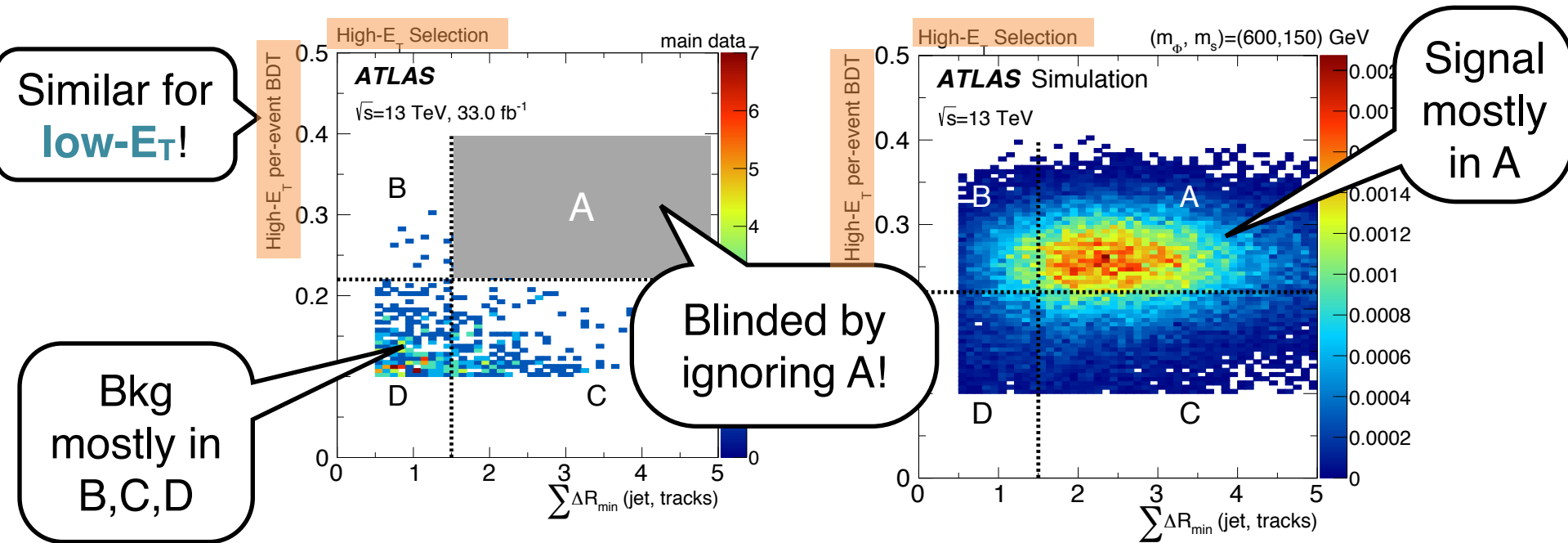
- 2 ~uncorrelated variables, divide plane into 4 regions

$$N_A^{\text{bkg}} = N_B^{\text{bkg}} \cdot N_C^{\text{bkg}} / N_D^{\text{bkg}}$$



- 2 ~uncorrelated variables, divide plane into 4 regions

$$N_A^{\text{bkg}} = N_B^{\text{bkg}} \cdot N_C^{\text{bkg}} / N_D^{\text{bkg}}$$

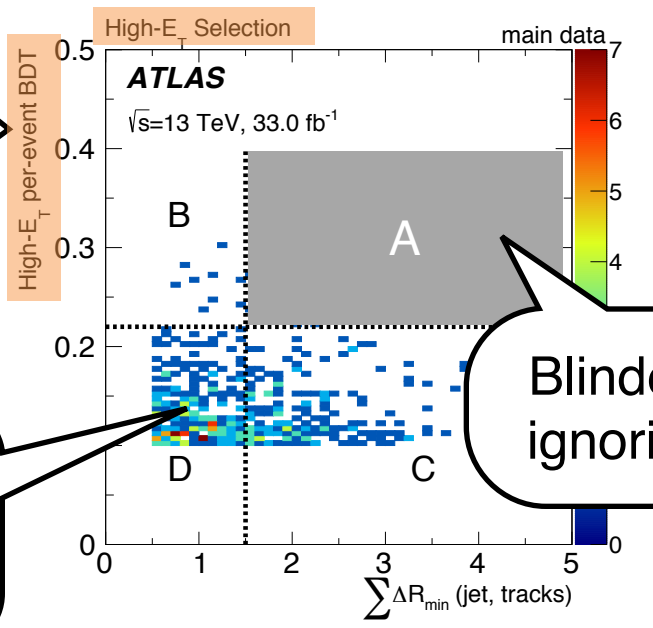


- 2 ~uncorrelated variables, divide plane into 4 regions

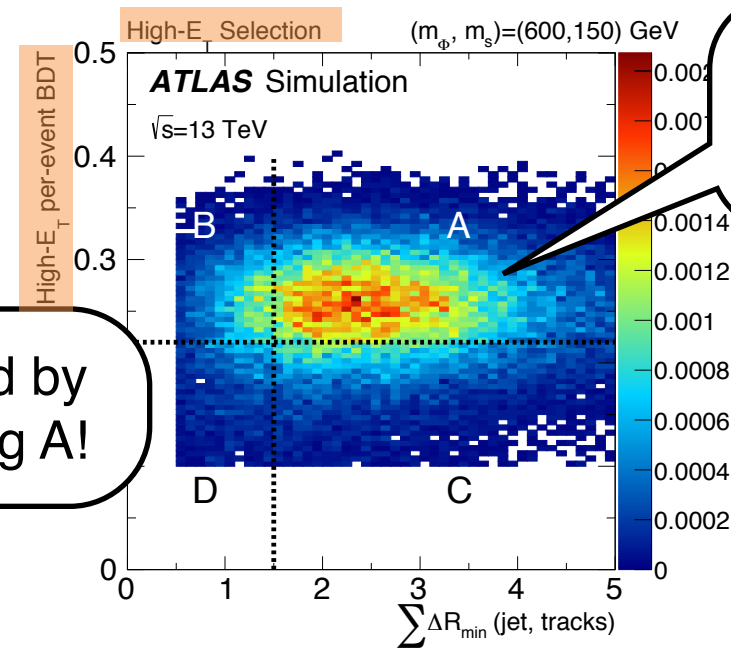
$$N_A^{\text{bkg}} = N_B^{\text{bkg}} \cdot N_C^{\text{bkg}} / N_D^{\text{bkg}}$$

Similar for **low- E_T** !

Bkg mostly in B,C,D



Blinded by ignoring A!

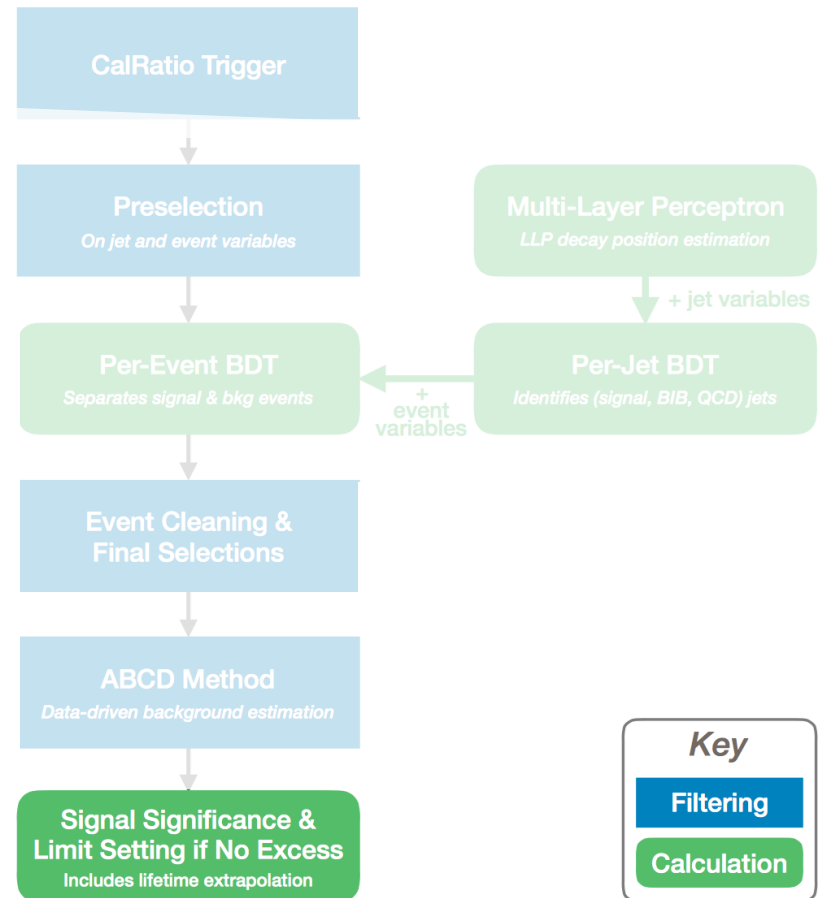


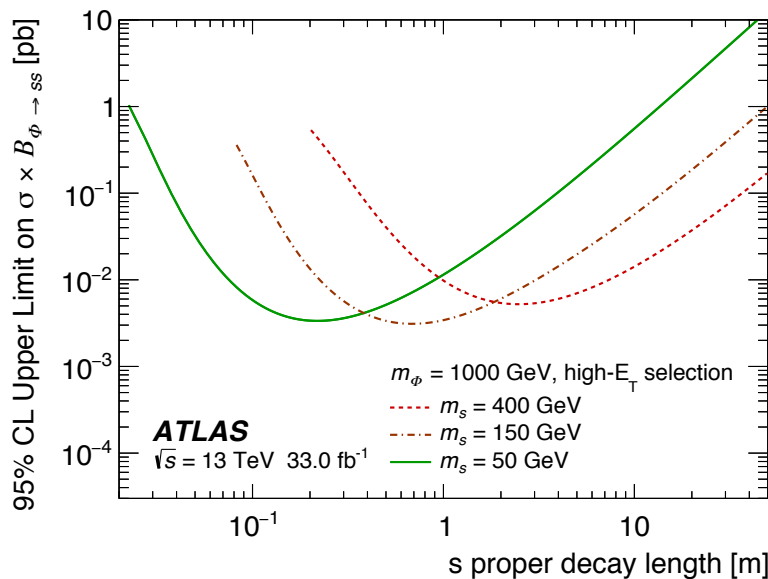
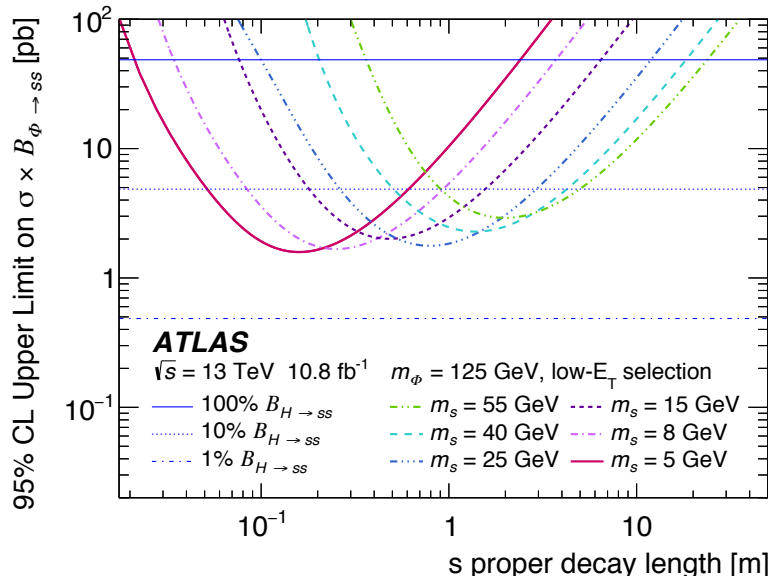
Signal mostly in A

No excess 😞

Main selections	Estim. A (<i>a posteriori</i>)	A	B	C	D
High- E_T selection	$8.5^{+2.3}_{-2.0}$	10	9	187	253
Low- E_T selection	$5.3^{+2.1}_{-1.6}$	7	2	70	57

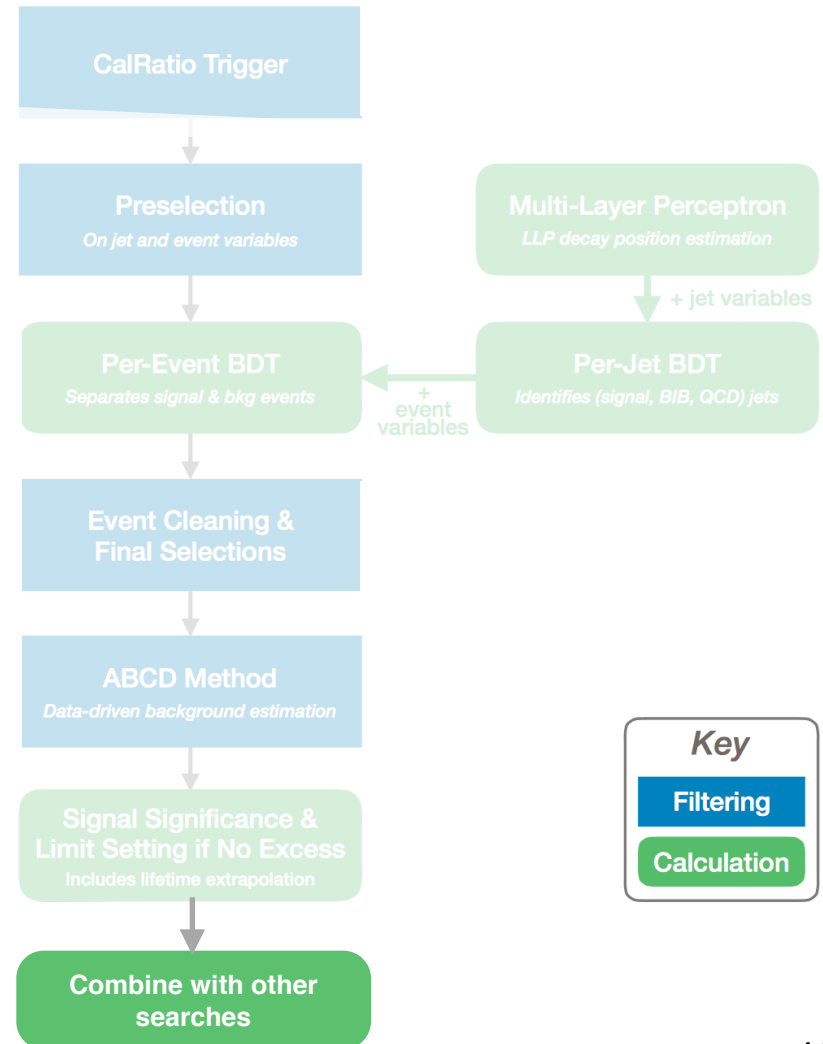
Statistical Interpretation



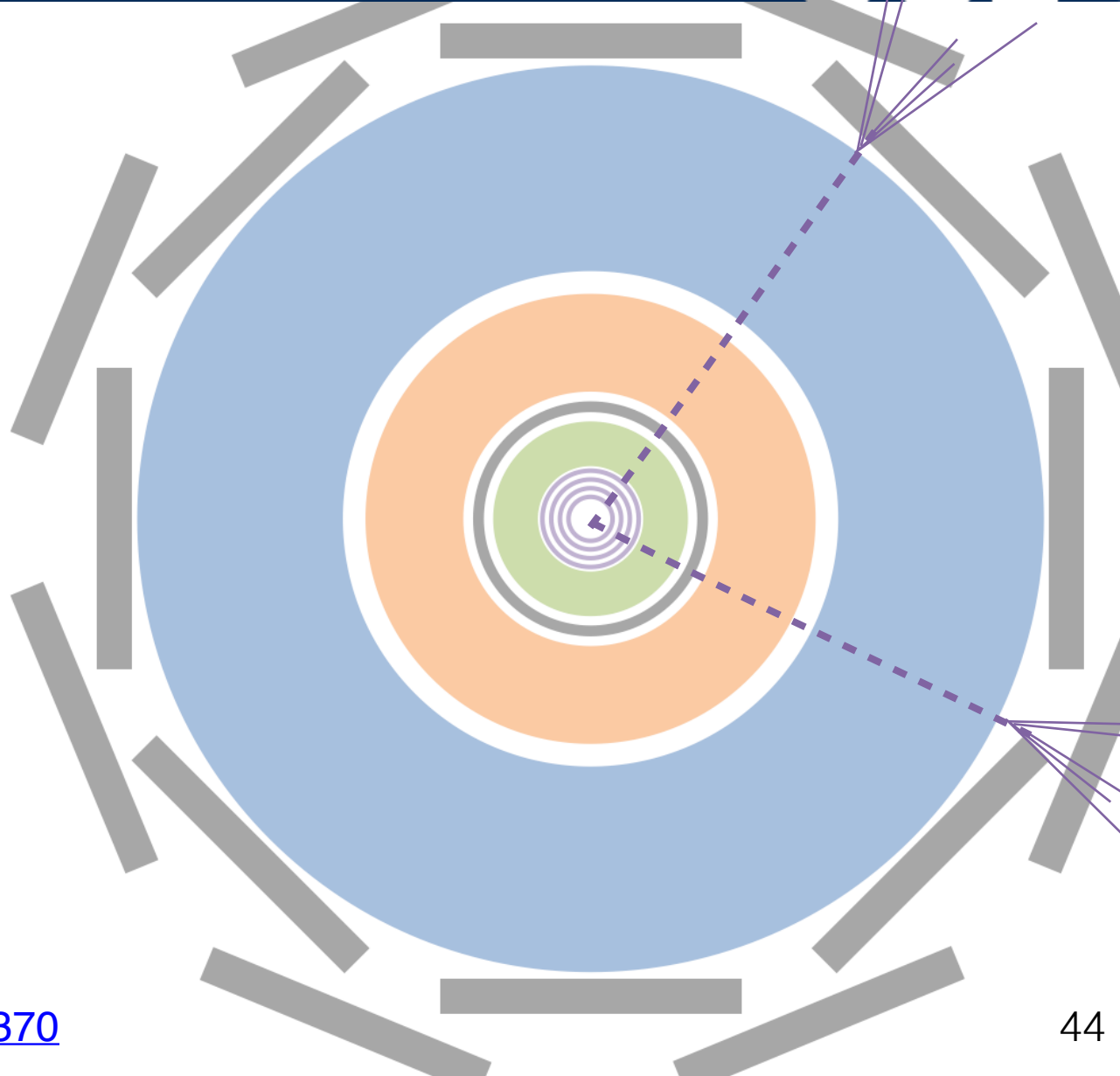


- No excess \rightarrow **95% CL limits** (CLs method)
- Simultaneous **S+B likelihood fit** to all regions:
- Uncertainties as nuisances with Gaussian constraints.
 - Bkg uncertainty $\sim 25\%$
 - Main signal uncertainty: Jet Energy (re-derive for CalRatio jets) $\sim 15\%$
 - Total signal uncertainty: 10-25% depending on model

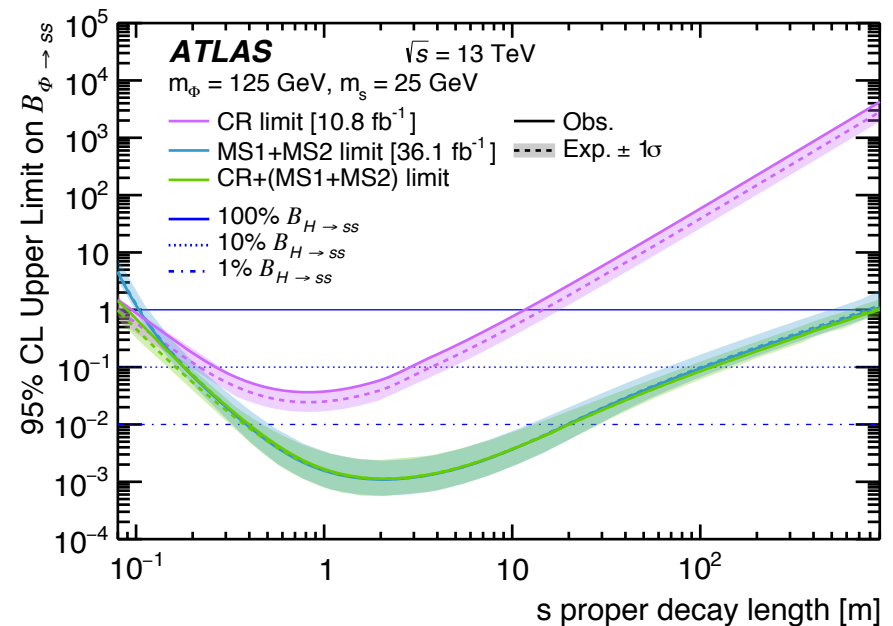
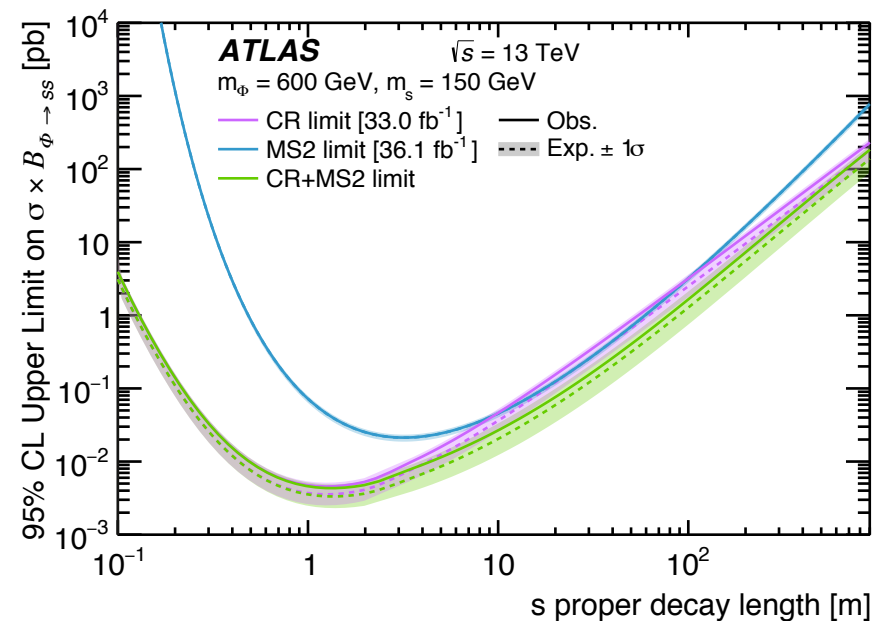
Combination with MS vertex analysis



- **Same benchmark models** as CalRatio search
- LLPs decaying in the MS
- Reconstructed as displaced vertices:
 - 1- and 2-vertex channels



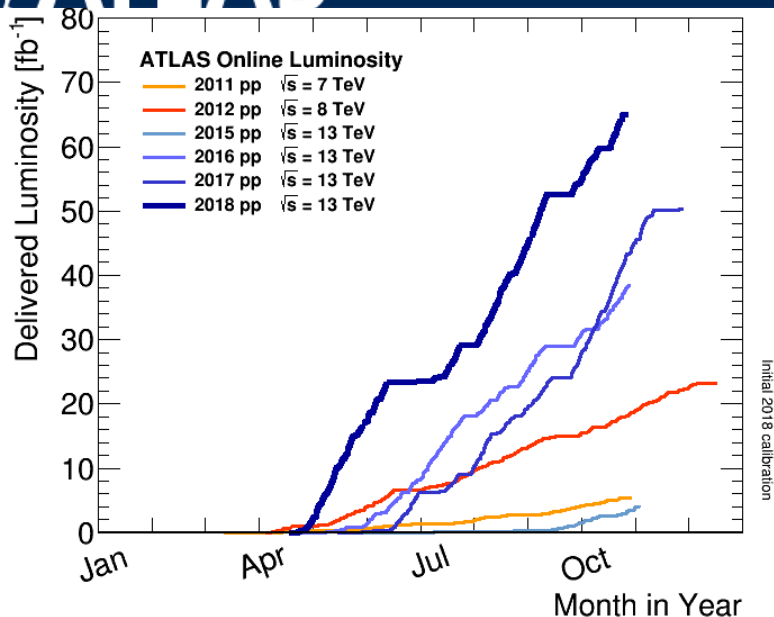
- **Orthogonal** selections
- **Simultaneous fit** of likelihood functions for each search
- Analyses dominated by **different uncertainties**
- **Common resource** for theorists



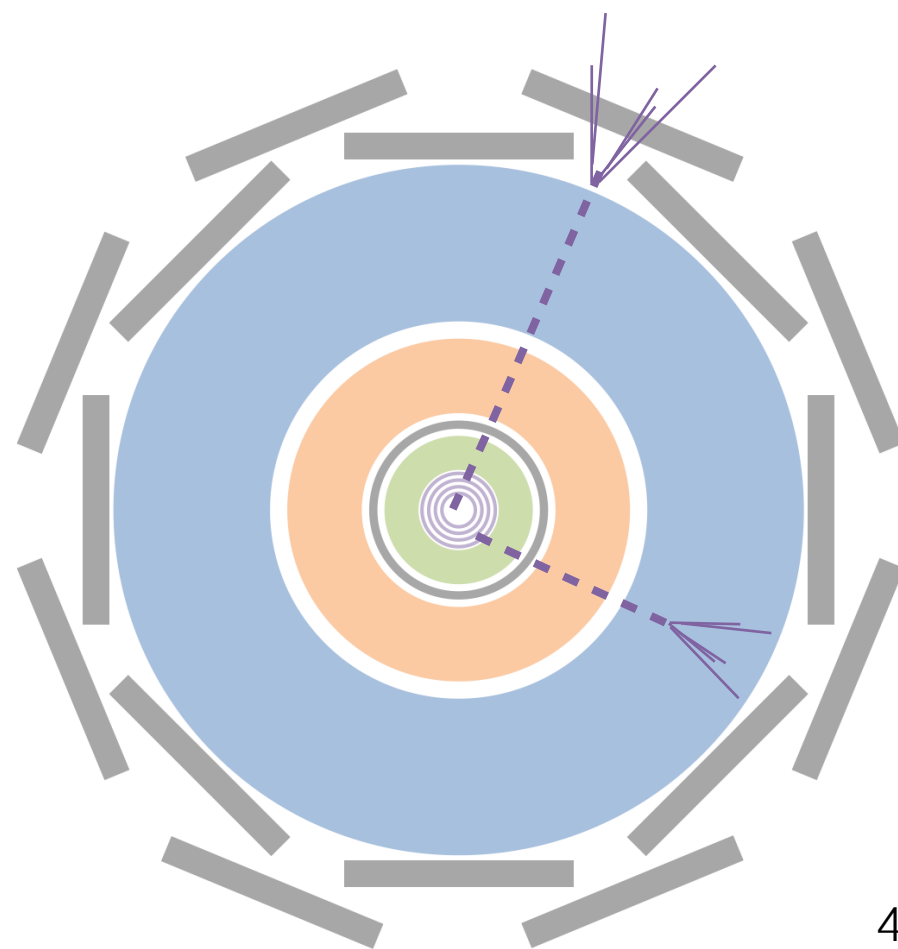
What Next for LLP searches?

What Next ?

Full Run 2 Analysis

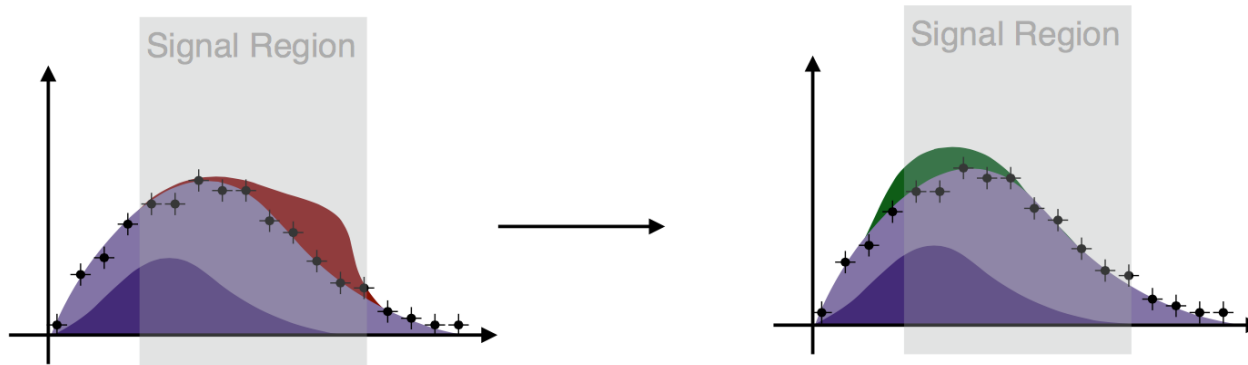


- Full LHC run 2 dataset :
5x more data!



- Explore **new channels**:
 - ID + CalRatio
 - MS + CalRatio
 - CalRatio + missing energy
 - LLP decays in ECAL

- LHC is a billion-dollar machine :
→ How can we **preserve analyses for the future?**



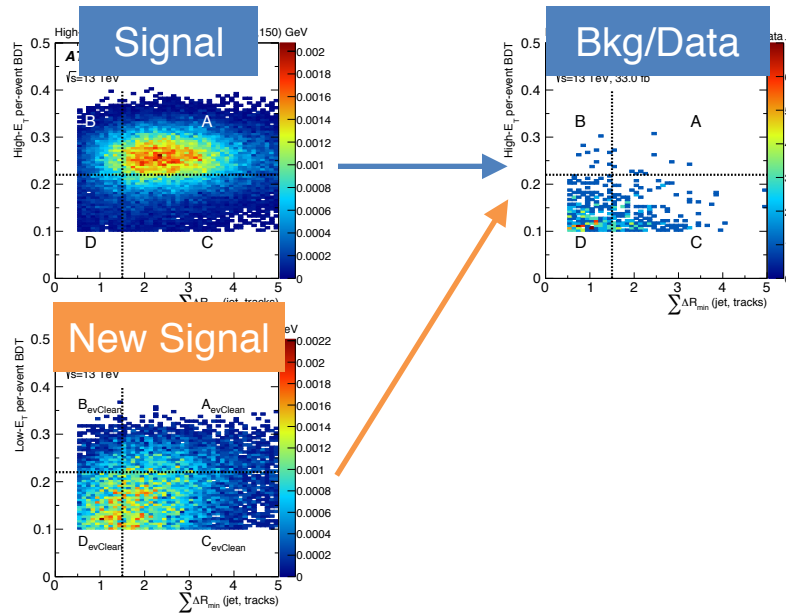
- **Why?**

- Duty to the taxpayer 😊
- Test new models without repeating search
- Faster feedback to theory community

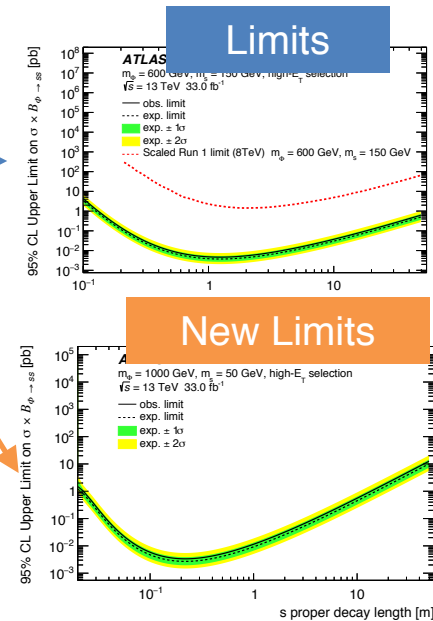
- **Challenges...** How to get around BDTs, etc?

- **How?** Searches with Non-SM bkg (eg CalRatio jets):
use eg RECAST <https://arxiv.org/abs/1010.2506>

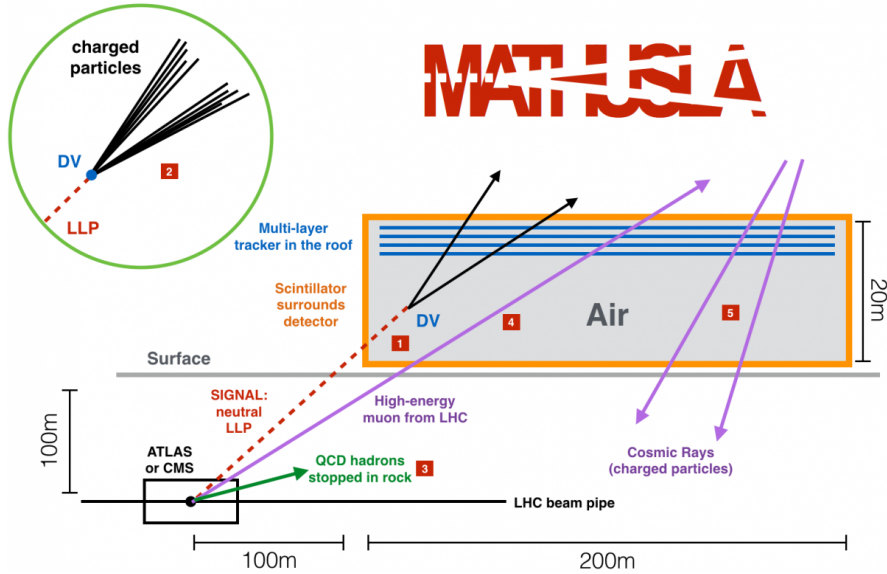
Original
Search



RECAST

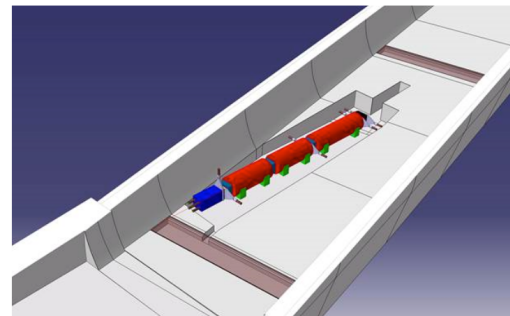
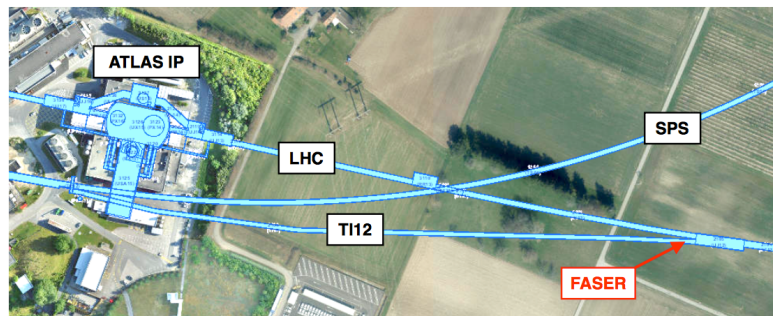


- Preserve + automate entire workflow in Docker
- Theorists may request new signals to be propagated
- Upcoming note: CalRatio search as proof of concept



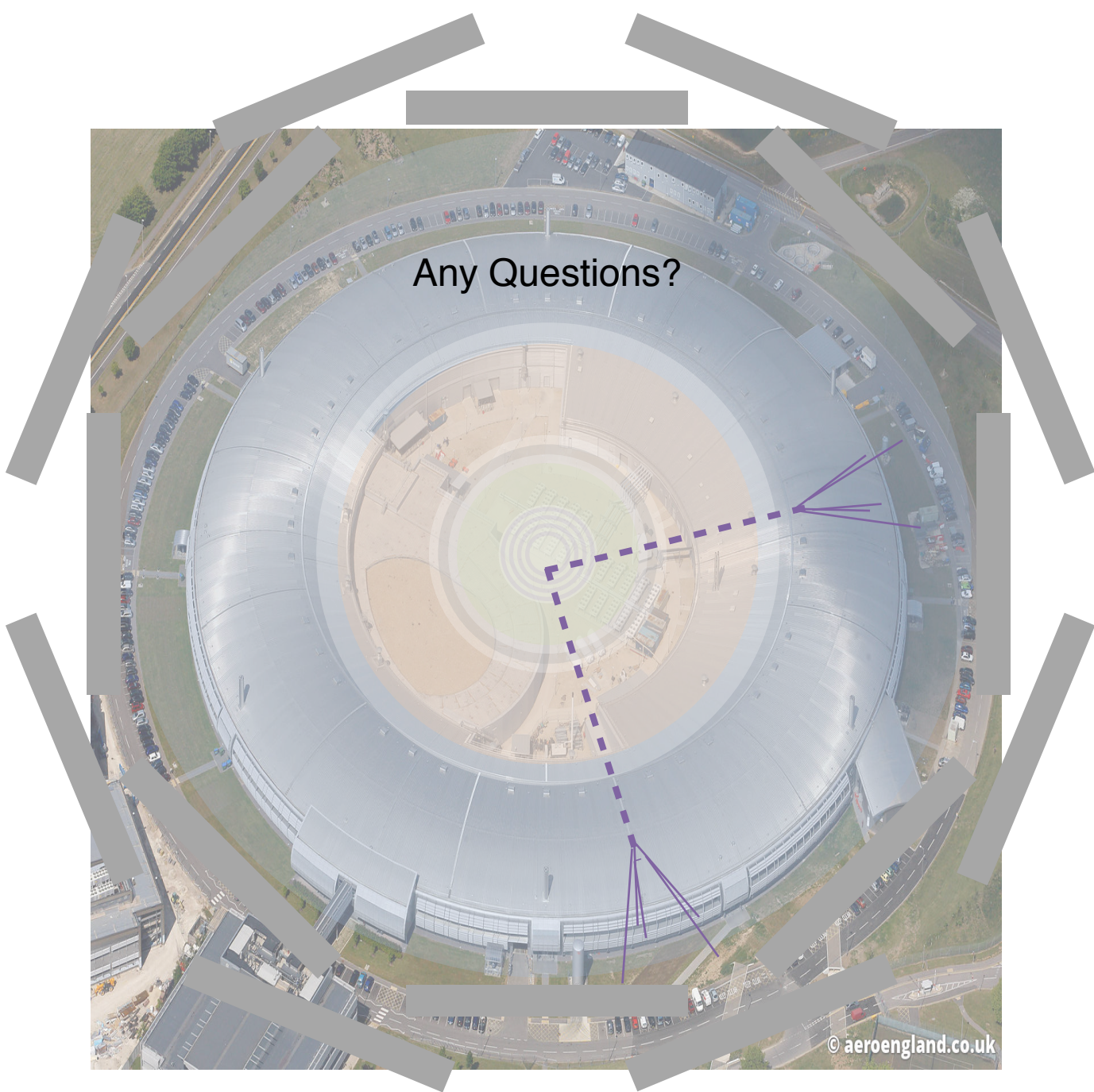
<https://arxiv.org/abs/1901.04040>

<https://arxiv.org/abs/1810.06733>



<https://arxiv.org/abs/1901.04468>

- Long-lived particles occur in many BSM models...
- ... but in the blind spot for LHC experiments!
- LLP community: plug gap with signature-driven searches
→ Showed CalRatio jets example
- No sign of LLPs yet... but programme very active
 - Recently-published LLP community white paper details current efforts and promising avenues
<https://arxiv.org/abs/1903.04497>
 - → stay tuned!
- In meantime, focus on demonstrating re-interpretation of signature-driven search



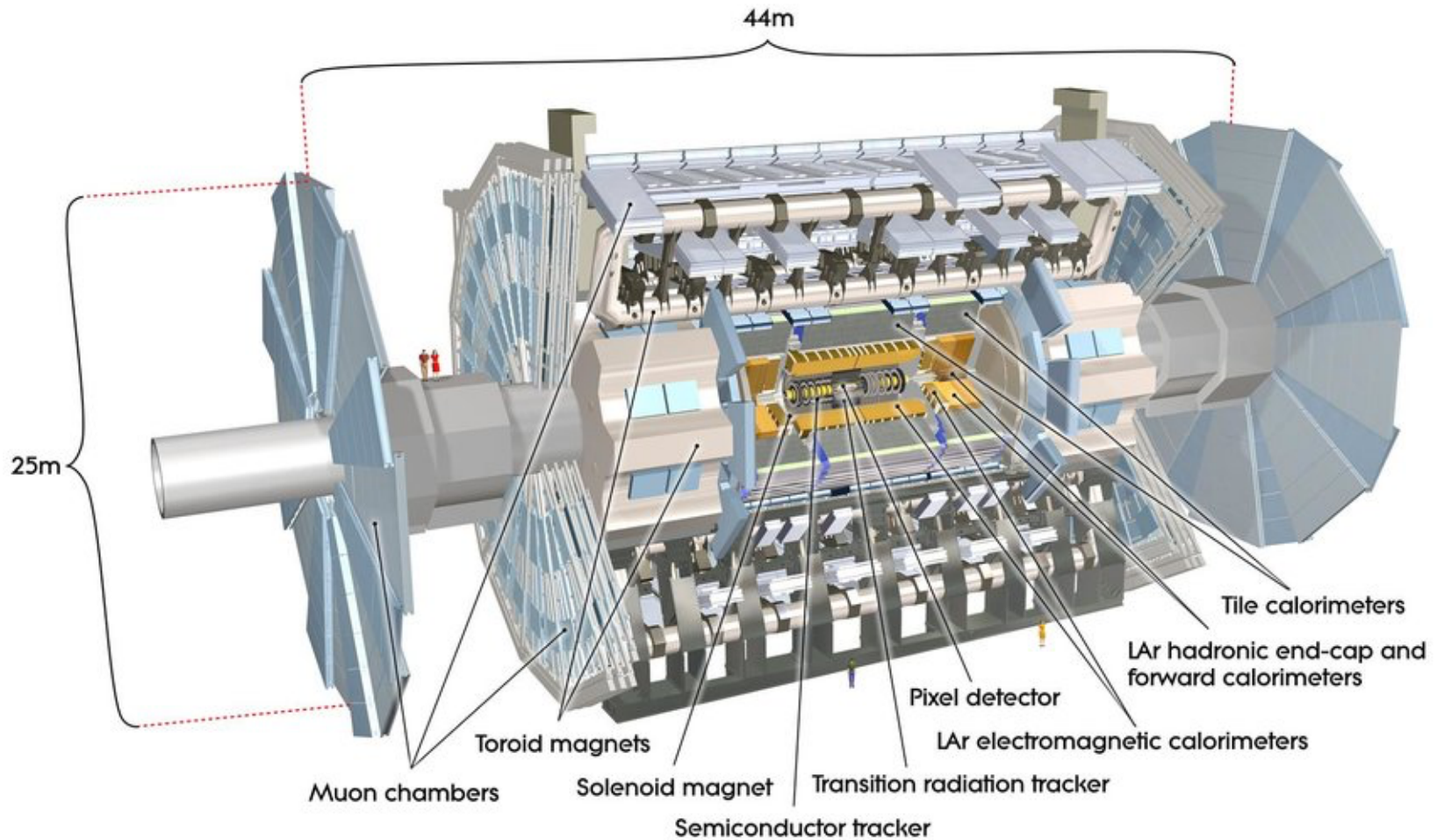
Any Questions?

© aeroengland.co.uk

Backup

- . [1] A. Arvanitaki, N. Craig, S. Dimopoulos and G. Villadoro, *Mini-Split*, **JHEP 02 (2013) 126**, arXiv: [1210.0555 \[hep-ph\]](#).
- . [2] N. Arkani-Hamed, A. Gupta, D. E. Kaplan, N. Weiner and T. Zorawski, *Simply Unnatural Supersymmetry*, (2012), arXiv: [1212.6971 \[hep-ph\]](#).
- . [3] G. F. Giudice and R. Rattazzi, *Theories with gauge-mediated supersymmetry breaking*, **Phys. Rept. 322 (1999) 419**, arXiv: [hep-ph/9801271 \[hep-ph\]](#).
- . [4] R. Barbier et al., *R-Parity-violating supersymmetry*, **Phys. Rept. 420 (2005) 1**, arXiv: [hep-ph/0406039 \[hep-ph\]](#).
- . [5] C. Csaki, E. Kuflik, O. Slone and T. Volansky, *Models of dynamical R-parity violation*, **JHEP 06 (2015) 045**, arXiv: [1502.03096 \[hep-ph\]](#).
- . [6] J. Fan, M. Reece and J. T. Ruderman, *Stealth supersymmetry*, **JHEP 11 (2011) 012**, arXiv: [1105.5135 \[hep-ph\]](#).
- . [7] J. Fan, M. Reece and J. T. Ruderman, *A stealth supersymmetry sampler*, **JHEP 07 (2012) 196**, arXiv: [1201.4875 \[hep-ph\]](#).
- . [8] Z. Chacko, D. Curtin and C. B. Verhaaren, *A quirky probe of neutral naturalness*, **Phys. Rev. D 94 (2016) 011504**, arXiv: [1512.05782 \[hep-ph\]](#).
- . [9] G. Burdman, Z. Chacko, H.-S. Goh and R. Harnik, *Folded supersymmetry and the LEP paradox*, **JHEP 02 (2007) 009**, arXiv: [hep-ph/0609152 \[hep-ph\]](#).
- . [10] H. Cai, H.-C. Cheng and J. Terning, *A quirky little Higgs model*, **JHEP 05 (2009) 045**, arXiv: [0812.0843 \[hep-ph\]](#).
- . [11] Z. Chacko, H.-S. Goh and R. Harnik, *Natural Electroweak Breaking from a Mirror Symmetry*, **Phys. Rev. Lett. 96 (2006) 231802**, arXiv: [hep-ph/0506256 \[hep-ph\]](#).
- . [12] M. J. Strassler and K. M. Zurek, *Echoes of a hidden valley at hadron colliders*, **Phys. Lett. B 651 (2007) 374**, arXiv: [hep-ph/0604261 \[hep-ph\]](#).
- . [13] M. J. Strassler, K. M. Zurek, *Discovering the Higgs Through Highly-Displaced Vertices*, **Phys. Lett. B 661 (2006) 263**, arXiv: [hep-ph/0605193 \[hep-ph\]](#).
- . [14] Y. F. Chan, M. Low, D. E. Morrissey and A. P. Spray, *LHC signatures of a minimal supersymmetric hidden valley*, **JHEP 05 (2012) 155**, arXiv: [1112.2705 \[hep-ph\]](#).
- . [15] M. Baumgart, C. Cheung, J. T. Ruderman, L.-T. Wang and I. Yavin, *Non-abelian dark sectors and their collider signatures*, **JHEP 04 (2009) 014**, arXiv: [0901.0283 \[hep-ph\]](#).
- . [16] D. E. Kaplan, M. A. Luty and K. M. Zurek, *Asymmetric dark matter*, **Phys. Rev. D 79 (2009) 115016**, arXiv: [0901.4117 \[hep-ph\]](#).
- . [17] K. R. Dienes and B. Thomas, *Dynamical dark matter: I. Theoretical overview*, **Phys. Rev. D 85 (2012) 083523**, arXiv: [1106.4546 \[hep-ph\]](#).
- . [18] K. R. Dienes, S. Su and B. Thomas, *Distinguishing dynamical dark matter at the LHC*, **Phys. Rev. D 86 (2012) 054008**, arXiv: [1204.4183 \[hep-ph\]](#).

- [19] Y. Cui and B. Shuve, Probing baryogenesis with displaced vertices at the LHC, *JHEP* **02** (2015) 049, arXiv: [1409.6729 \[hep-ph\]](#).
- [20] J. C. Helo, M. Hirsch and S. Kovalenko, *Heavy neutrino searches at the LHC with displaced vertices*, *Phys. Rev. D* **89** (2014) 073005, [Erratum: *Phys. Rev. D* 93 (2016) 099902], arXiv: [1312.2900 \[hep-ph\]](#).
- [21] B. Batell, M. Pospelov and B. Shuve, *Shedding light on neutrino masses with dark forces*, *JHEP* **08** (2016) 052, arXiv: [1604.06099 \[hep-ph\]](#).
- [22] S. Chang, P.J. Fox, N. Weiner, *Naturalness and Higgs decays in the MSSM with a singlet*, *JHEP* **08** (2006) 068, arXiv: [hep-ph/0511250 \[hep-ph\]](#).
- [23] S. Chang, R. Dermisek, J.F. Gunion, N. Weiner, *Nonstandard Higgs Boson Decays*, *Ann. Rev. Nucl. Part. Sci.* **58** (2008) 75, arXiv: [0801.4554 \[hep-ph\]](#).
- [24] K. Jedamzik, *Big bang nucleosynthesis constraints on hadronically and electromagnetically decaying relic neutral particles*, *Phys. Rev. D* **74** (2006) 103509, arXiv: [hep-ph/0604251 \[hep-ph\]](#).



- We consider a range of different options for the mass of the mediator
 - From Higgs-like...
 - ... to 1 TeV!
- And masses of the LLPs
- For each hypothesis, we have two samples with different lifetimes:
 - One for training BDTs, systematic and cross-checks
 - the other for evaluating analysis efficiency

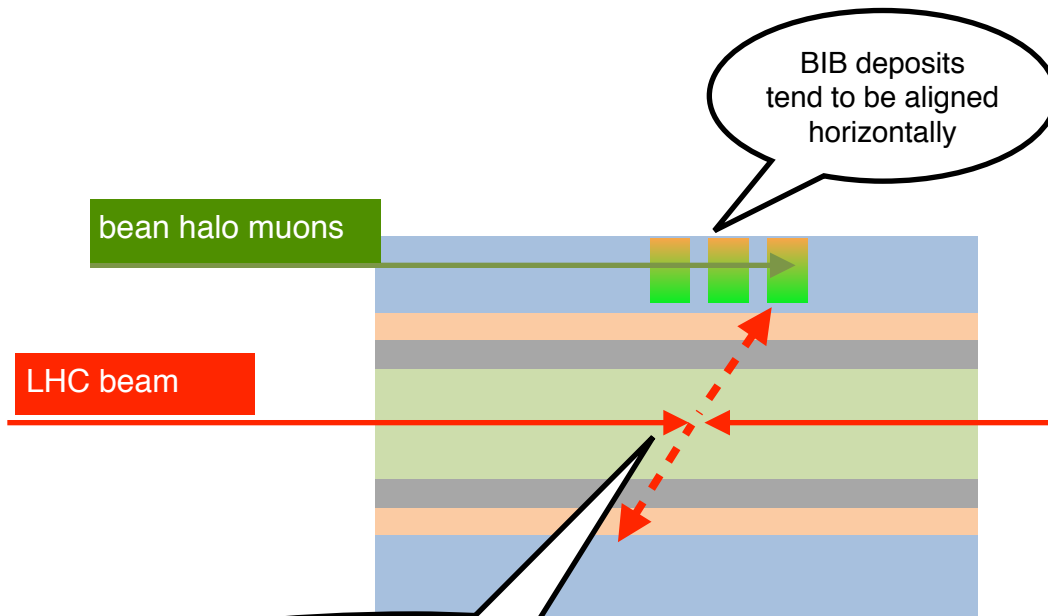
Statistically independent!

m_Φ [GeV]	m_s [GeV]	LF=5 m		LF=9 m	
		$c\tau$ [m]	Events	$c\tau$ [m]	Events
low mass samples					
	5	0.127	400k	0.229	200k
	8	0.200	400k	0.375	200k
125	15	0.580	400k	0.715	200k
	25	0.760	400k	1.210	200k
	40	1.180	400k	1.900	200k
	55	1.540	400k	2.730	200k
200	8	0.170	400k	0.290	200k
	25	0.540	400k	0.950	200k
	50	1.070	400k	1.900	200k
high mass samples					
400	50	0.700	400k	1.260	200k
	100	1.460	400k	2.640	200k
600	50	0.520	400k	0.960	200k
	150	1.720	400k	3.140	200k
1000	50	0.380	400k	0.670	200k
	150	1.170	400k	2.110	200k
	400	3.960	400k	7.200	200k

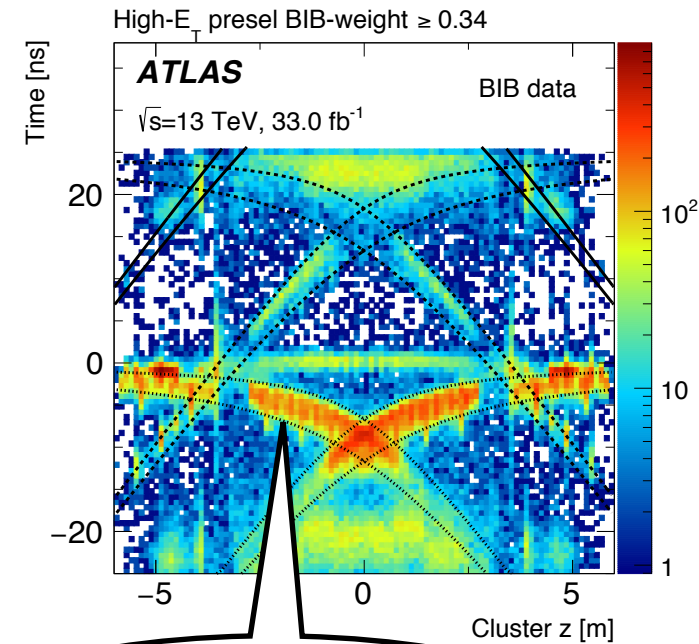
Used analysis efficiency/limits, and for BDT testing

Used mainly for BDT training and systematics

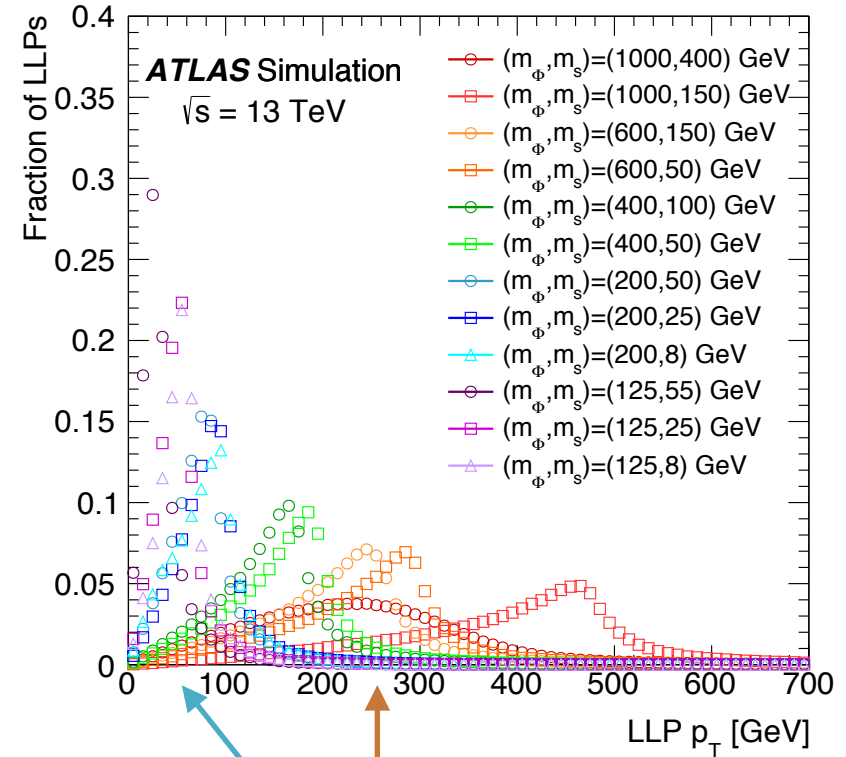
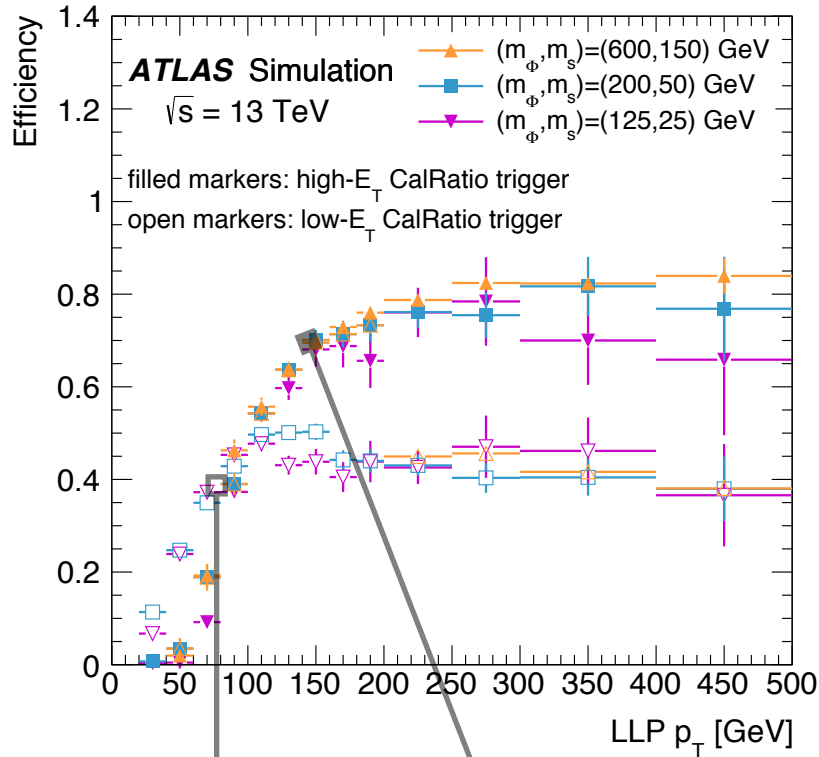
- Combatting QCD / Pileup at Trigger level:
 - Requiring a high ET threshold or lack of activity in before the HCAL
- Combatting BIB at Trigger level:



BIB does not need to travel via collision point, so appears 'early' with respect to particles from IP



BIB events have a characteristic distribution in timing vs z. We call them 'banana plots'

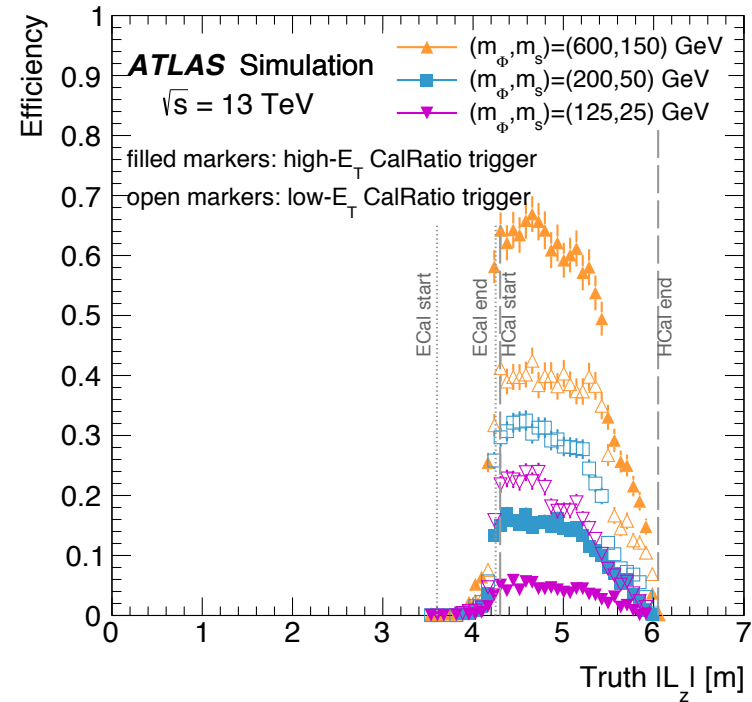
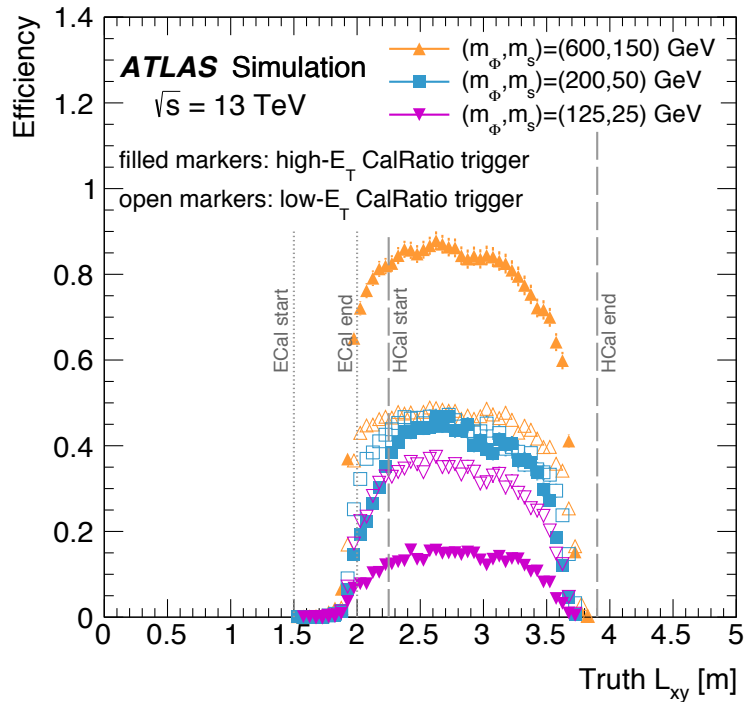


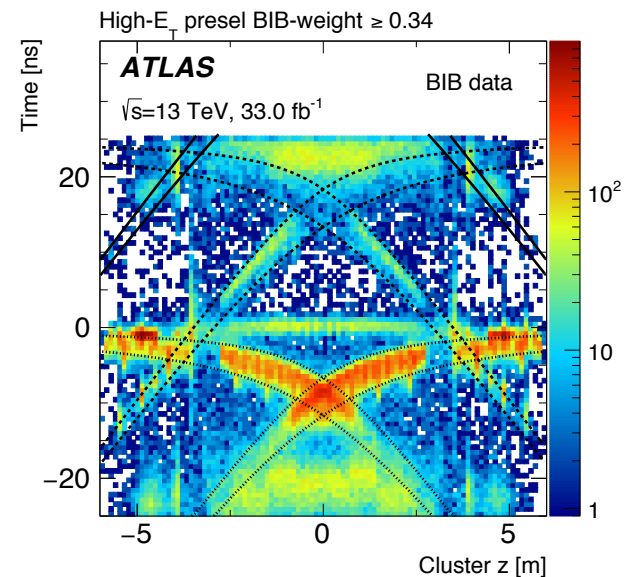
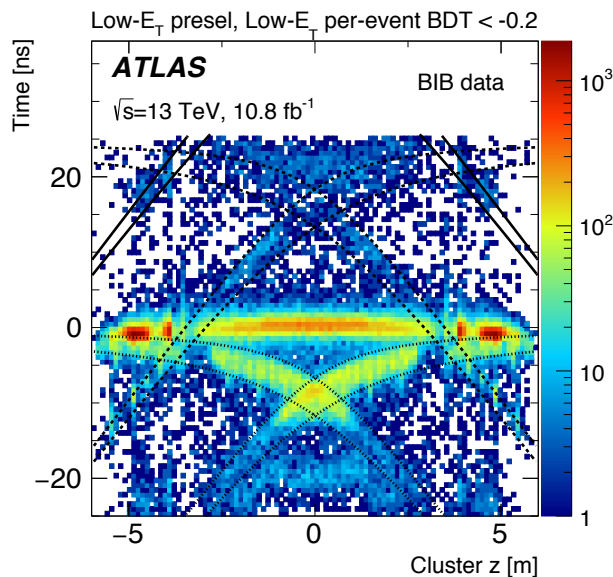
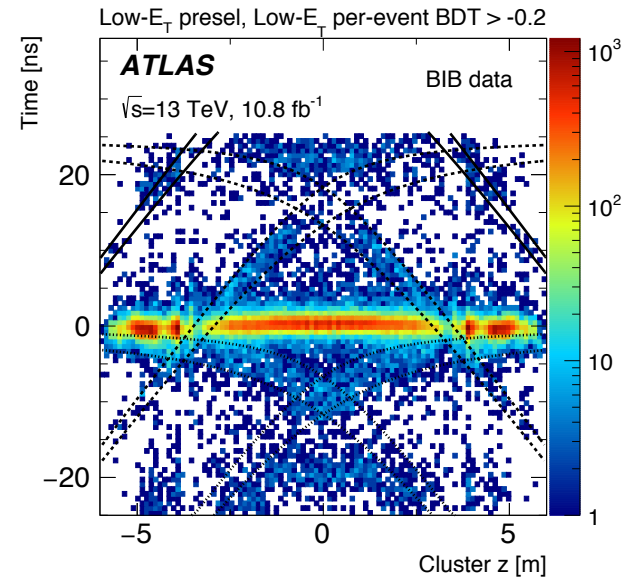
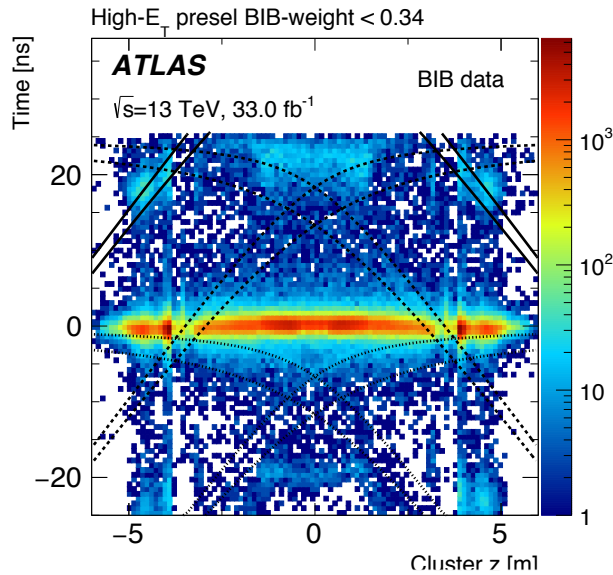
Low- E_T Trigger plateau $\sim 60 \text{ GeV}$

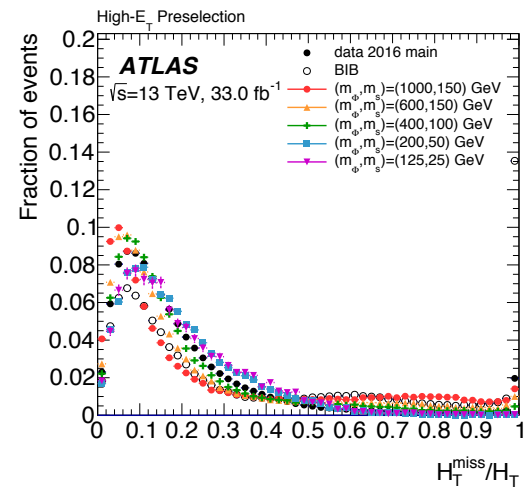
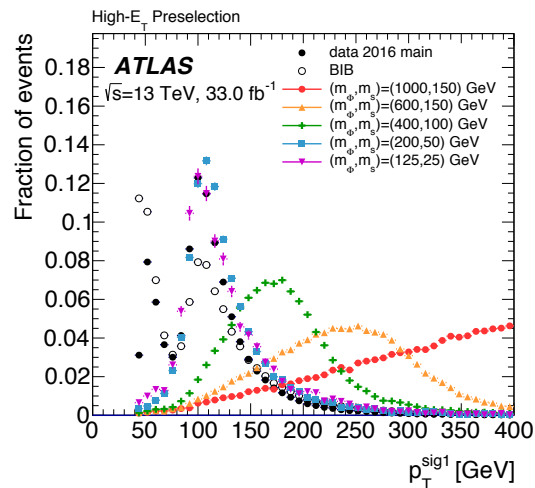
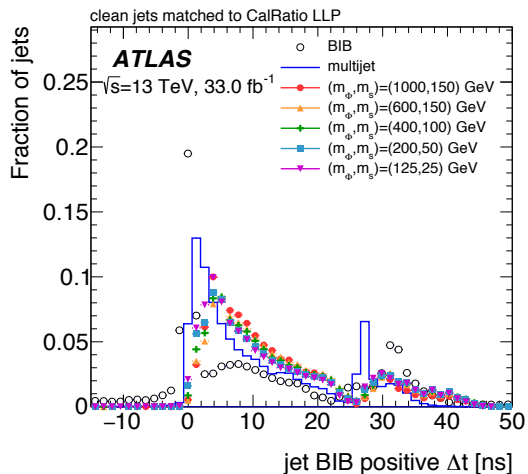
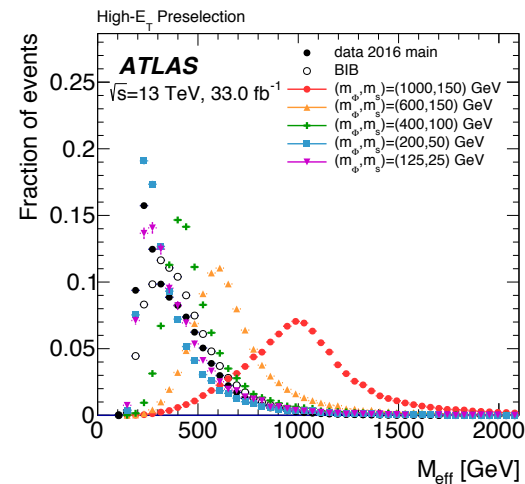
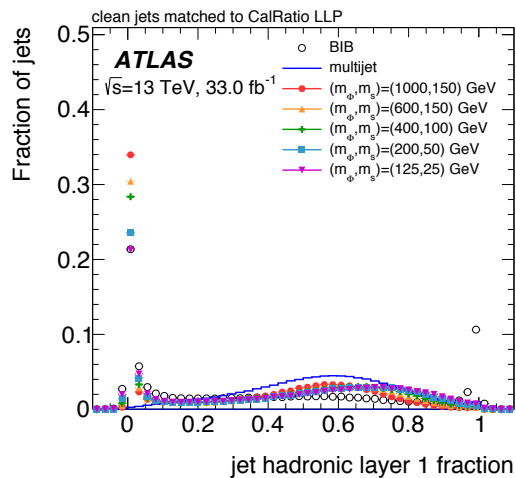
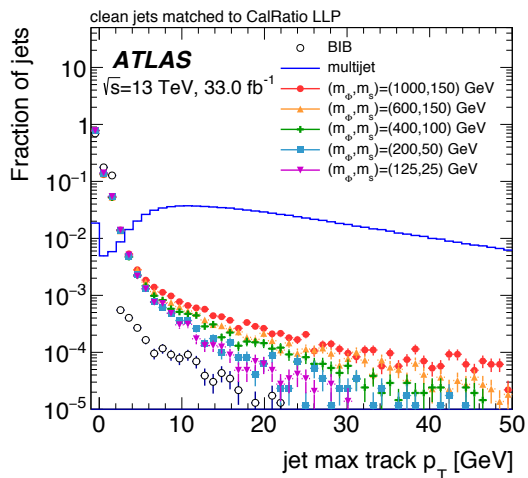
High- E_T Trigger plateau $> 150 \text{ GeV}$

- Low- m_{ϕ} models peak $\sim 60\text{-}100 \text{ GeV}$
- High- m_{ϕ} models peak $> 150 \text{ GeV}$

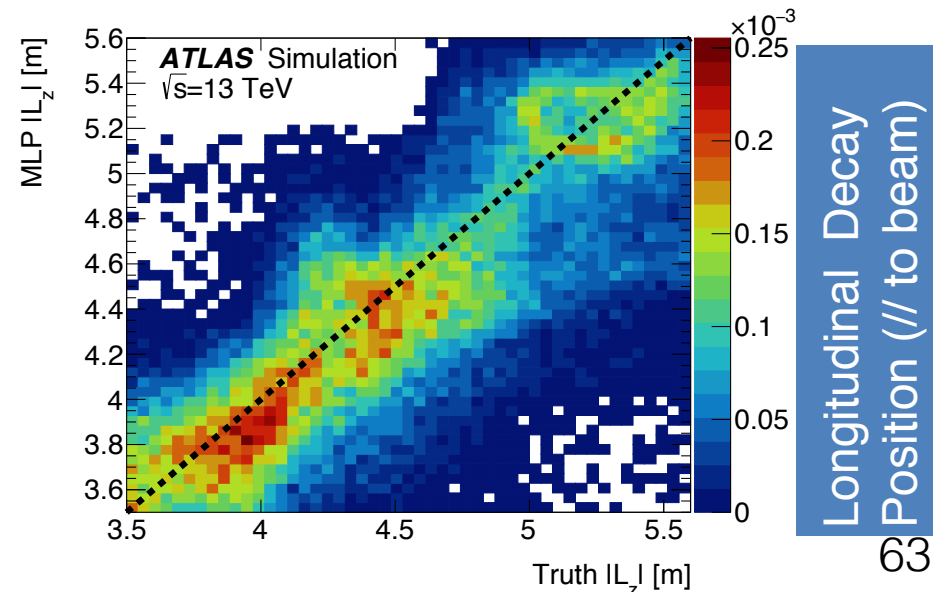
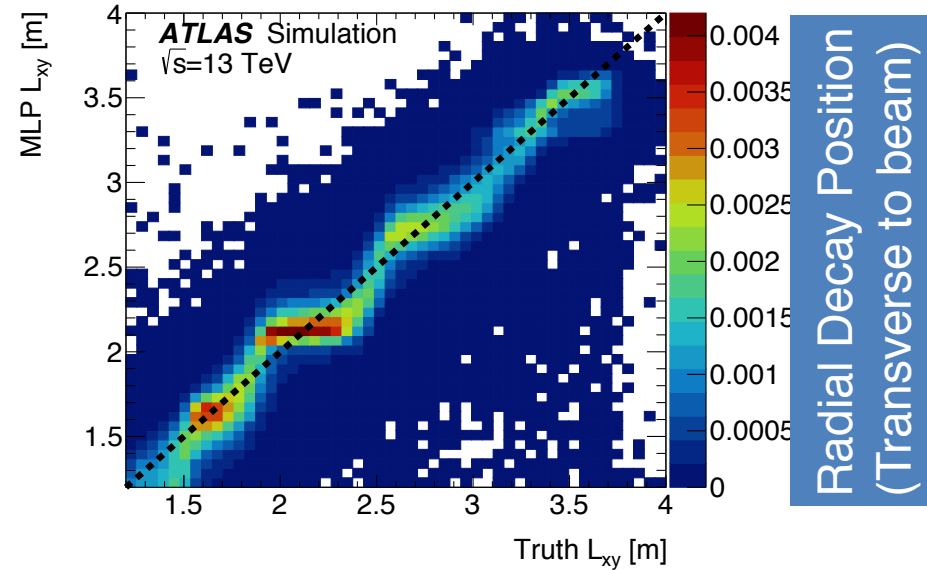
- **Low-ET Trigger for $m_{\phi} \leq 200 \text{ GeV}$** : more sensitive, even with 1/3 data
- **Better off with High-ET Trigger for $m_{\phi} > 200 \text{ GeV}$**







- Multi-layer Perceptron (MLP) regression
- Objective: estimate LLP decay positions
- **Inputs:**
 - jet energy in each ECAL+HCAL layer
 - jet η
 - truth LLP decay positions
- Trained on range of signal models to reduce model dependence



- ▶ Signal jets used to train have:
 - ▶ $\Delta R(\text{jet}, \text{truthLLP}) < 0.2$
 - ▶ $p_T > 50 \text{ GeV}$
 - ▶ Standard jet cleaning
- ▶ ~1M signal jets used for training, from 9m samples
- ▶ Input variables:
 - Hadronic Energy Fraction, Central Barrel: Divided into three layers in the xy -direction, these three variables show the energy fraction for the central barrel section of the hadronic calorimeter;
 - Hadronic Energy Fraction, Extended Barrel: Divided into three layers in the xy -direction, these three variables show the energy fraction for the exterior barrel section of the hadronic calorimeter;
 - Hadronic Energy Fraction, Endcap: Divided into four layers in the z -direction, these four variables show jet energy fraction for the forward endcap hadronic calorimeter;
 - Electromagnetic Energy Fraction, Barrel: Divided into four sections in xy -direction, these four variables show the energy fraction for the barrel section of the EM Calorimeter;
 - Electromagnetic Energy Fraction, Endcap: Divided into four sections in the z -direction, these four variables show the energy fraction for the endcap section of the EM Calorimeter;
 - Jet η : The jet pseudorapidity is included in the training so that the MLP learns at which specific set of layers it should look for when predicting decays.

Jet selections:

The selection for jets in the training samples are:

- jet $p_T > 40$ GeV
- jet $p_T < 550$ GeV: There are not many signal jets above 550 GeV and since events are flattened as a function of jet p_T , this gives these events an artificially large weight. To avoid this they are eliminated from the training sample. They are not eliminated from any other part of the analysis.
- jet $|\eta| < 2.5$
- Clean LLP jet

Further, for signal jets - those produced by the decay of an LLP, the following additional requirements are made:

- $\Delta R < 0.2$ between the jet axis and the closest LLP
- truth $L_{xy} > 1250$ mm if jet $|\eta| \leq 1.4$: This cut was determined by examining the sensitivity of the MLP results.
- truth $L_z > 3500$ mm if jet $|\eta| > 1.4$: This cut was determined by examining the sensitivity of the MLP results.

As a result of these cuts, the per-jet BDT is sensitive to LLP's that decay in front of the ECAL.

Signal: 9m samples

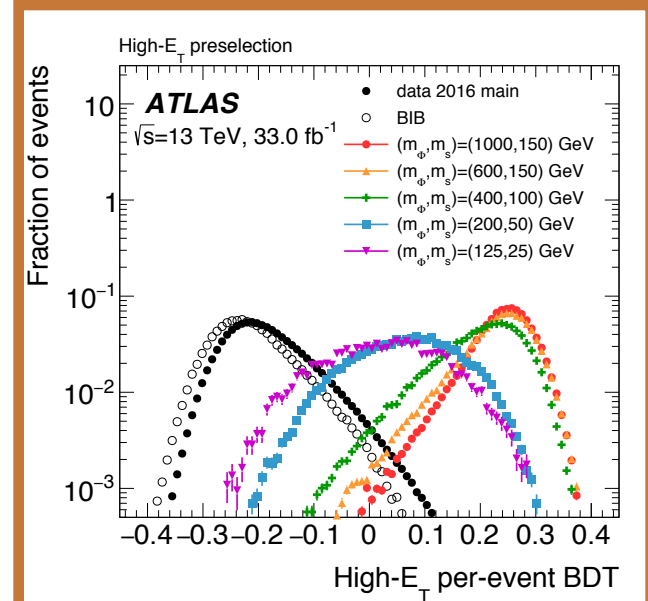
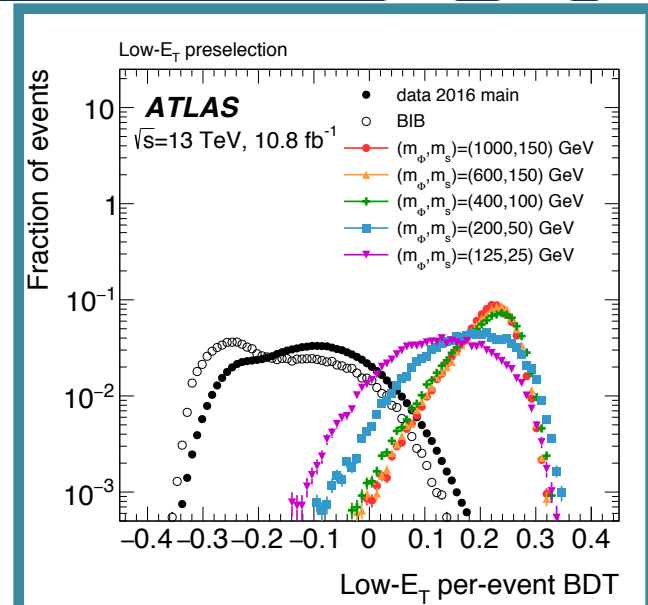
QCD: JZ2-JZ12

BIB: 2016 noise data

Input variables:

Jet p_T
First Cluster Radius
Shower Center
BIB ΔT - Positive
Hadronic Layer 1 Fraction
Predicted L_{xy}
Jet Latitude
Jet Longitude
Energy Density
BIB ΔT - Negative
Max Track p_T
Sum p_T of all Tracks
Predicted L_z

- Separate events as: signal-like vs BIB/QCD-like
- **Inputs:**
 - jet signal- & BIB-weights, p_T , timing, cluster info
 - event-level variables eg: $H_T/H_T^{\text{miss}}, M_{\text{eff}}$
- Trained on signal vs BIB data
- Separately for **High- E_T** and **low- E_T** analyses

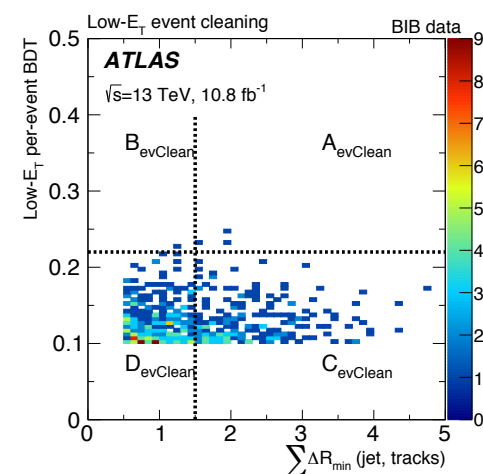
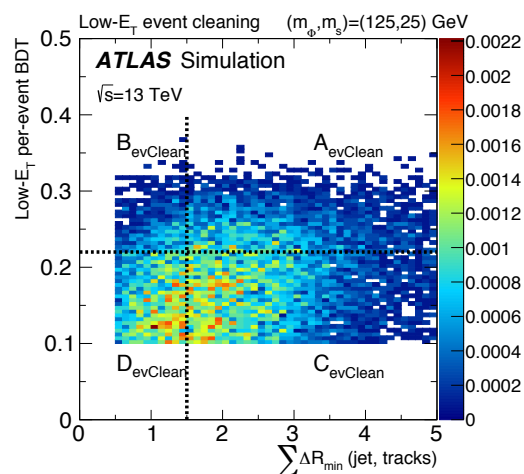
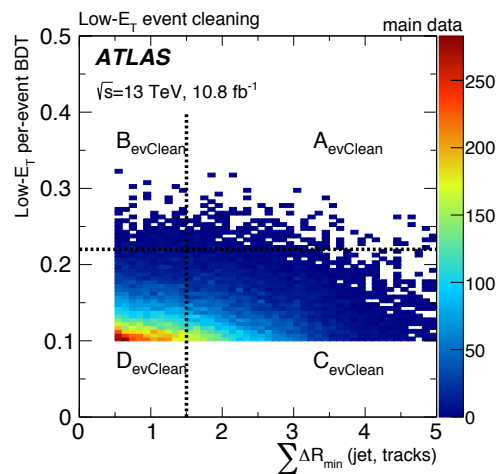
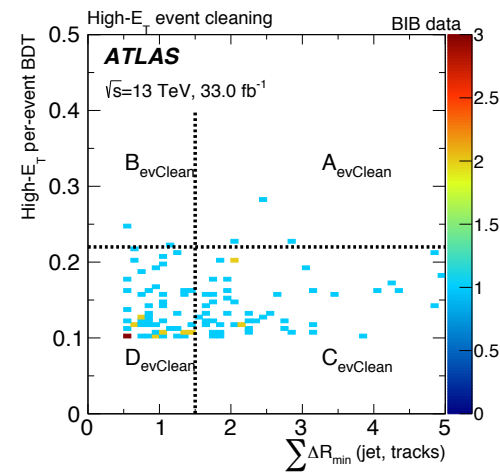
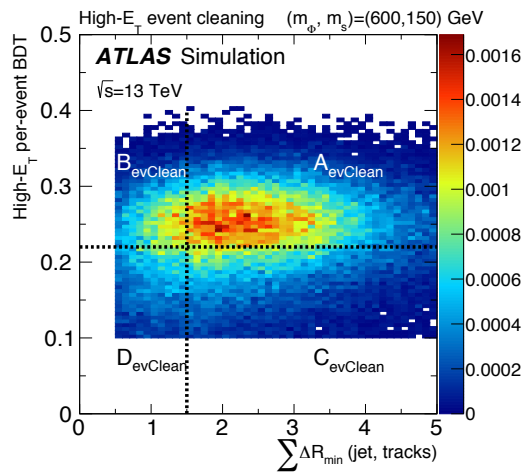
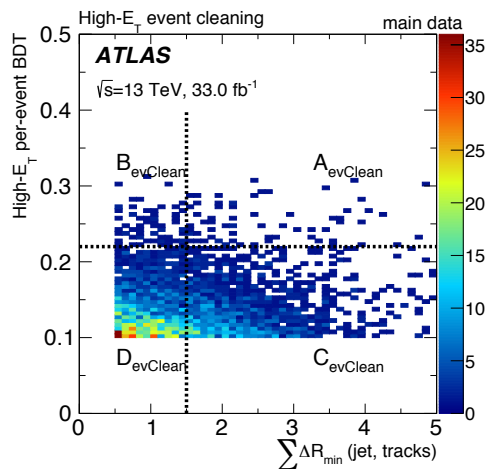


High E_T low, intermediate & high mass signal vs. BIB data

Low E_T : low mass signal passing trigger vs. BIB data

► Input variables:

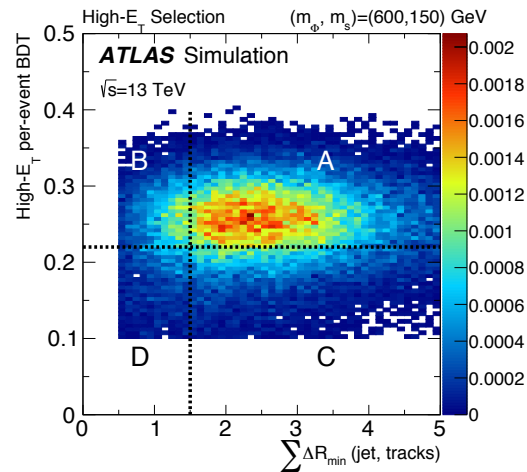
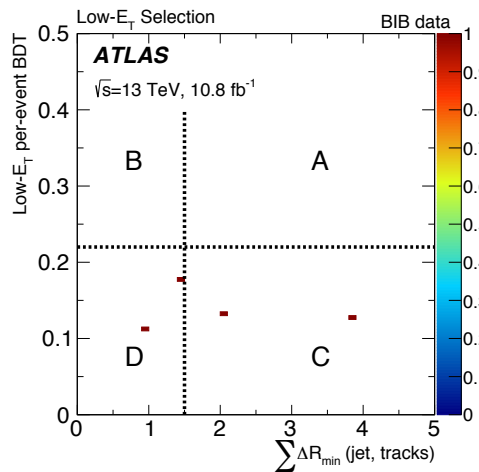
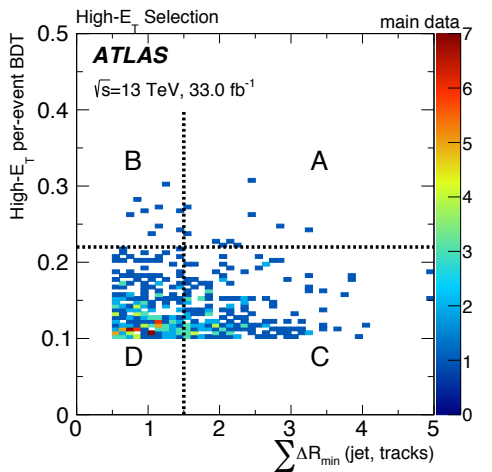
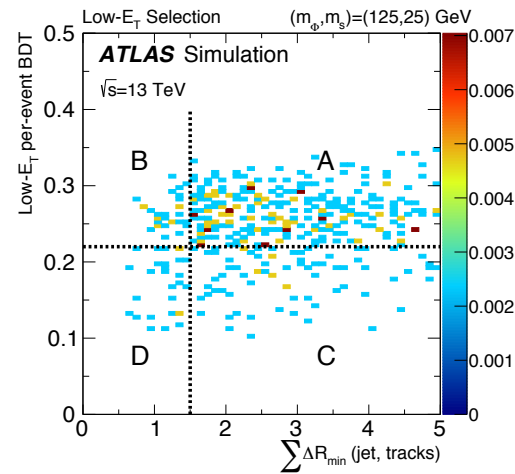
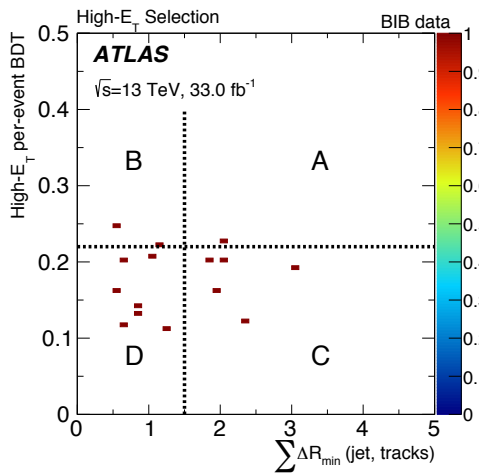
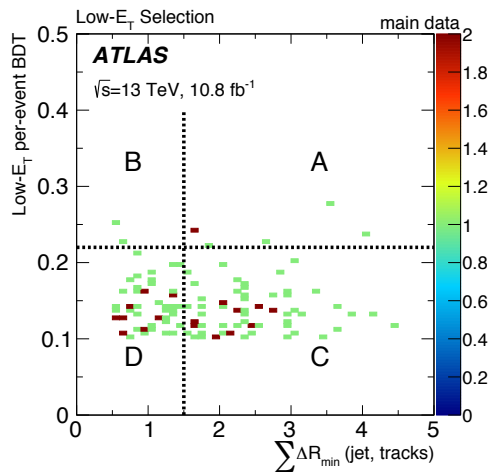
- the per-jet BDT signal-weights of the CalRatio jet candidates and of the BIB jet candidates;
- the per-jet BDT BIB-weights of the CalRatio jet candidates and of the BIB jet candidates;
- p_T , time and number of clusters of the CalRatio jet candidates;
- H_T^{miss}/H_T , where H_T is the scalar sum of jet p_T for jets with $p_T > 30$ GeV and $|\eta| < 3.2$ and H_T^{miss} is the magnitude of the negative vectorial sum of the same jets;
- M_{eff} , which is defined as the scalar sum of H_T and H_T^{miss} ;
- $\Delta\phi(\text{jet}^{\text{sig}_1}, \text{jet}^{\text{sig}_2})$ and $\Delta R(\text{jet}^{\text{sig}_1}, \text{jet}^{\text{sig}_2})$, the opening angle and distance between the two most signal-like jets in the event;
- the mean signal-weight value of all the clean jets in the event
- the mean BIB-weight value of all the clean jets in the event



Validation selections	Estim. A	A	B	C	D
$VR_{\text{high-}E_T}$	66 ± 15	70	64	57	55
$VR_{\text{low-}E_T}$	54 ± 17	36	35	34	22

The validity of the ABCD method is tested by applying it to two validation regions (VRs). These are similar to the main selections, but have modified requirements and boundaries for the ABCD plane variables, to ensure orthogonality to the high- E_T and low- E_T selections. The VR for the high- E_T selection ($VR_{\text{high-}E_T}$) is defined as the nominal selection except for requiring $100 < p_{T(j_1)} < 160$ GeV and it is evaluated in the ABCD plane defined within $0.1 < \text{high-}E_T \text{ per-event BDT} < 0.22$. The VR for the low- E_T selection ($VR_{\text{low-}E_T}$) is defined as the nominal selection and it is evaluated in the ABCD plane defined within $0.1 < \text{low-}E_T \text{ per-event BDT} < 0.22$.

Main selections	Estim. A (<i>a priori</i>)	Estim. A (<i>a posteriori</i>)	A	B	C	D
High- E_T selection	$6.7^{+3.2}_{-2.3}$	$8.5^{+2.3}_{-2.0}$	10	9	187	253
Low- E_T selection	$2.5^{+2.5}_{-1.4}$	$5.3^{+2.1}_{-1.6}$	7	2	70	57

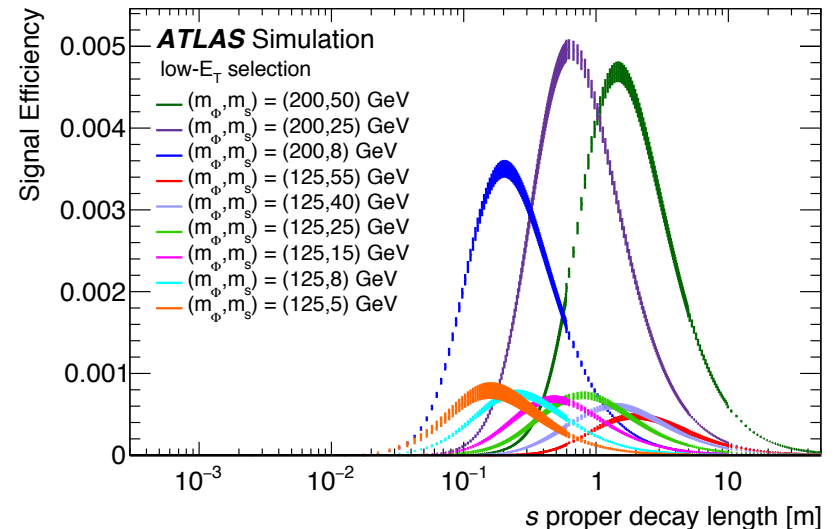
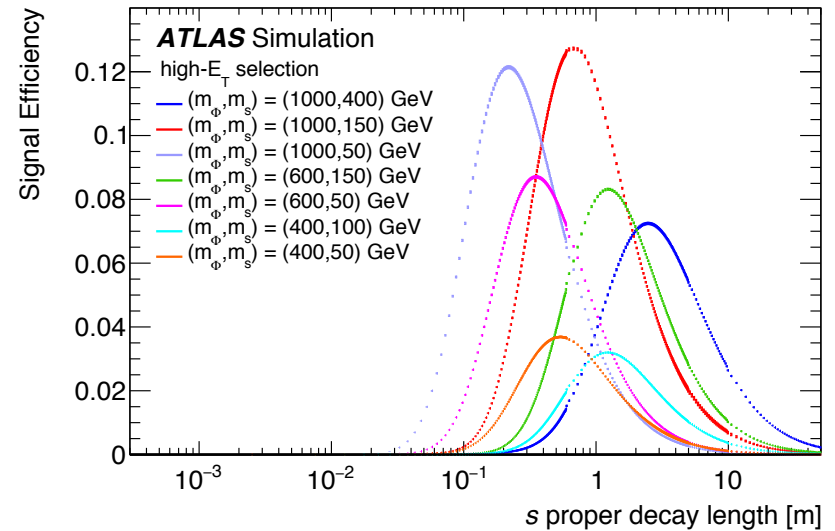


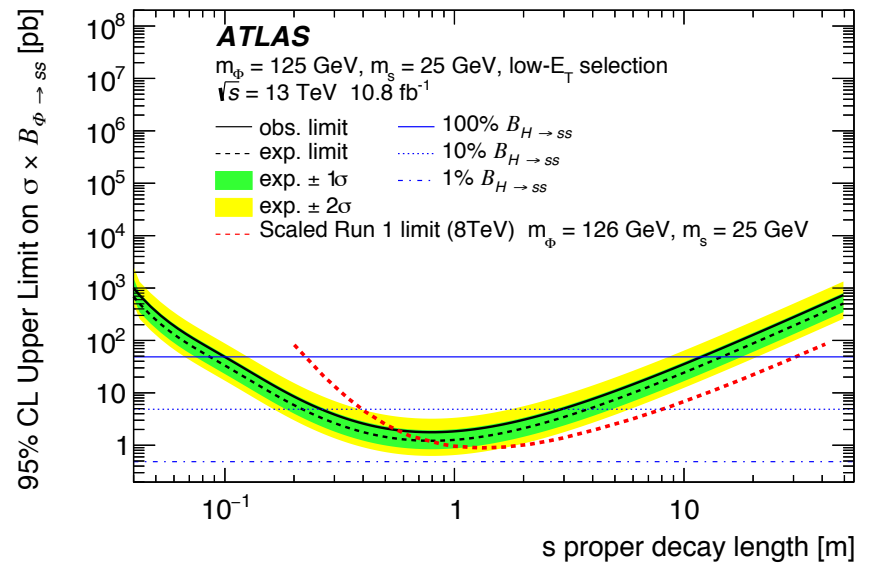
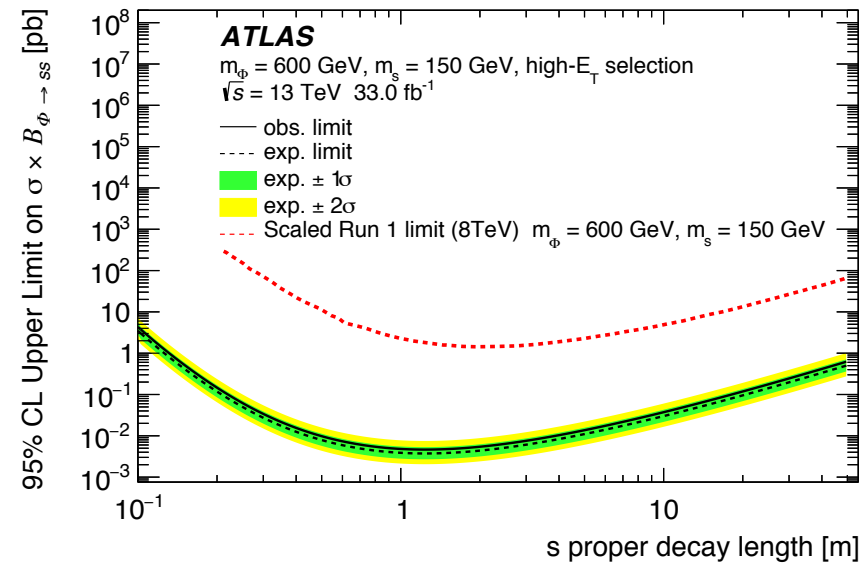
- ABCD method 22% high-ET plane, 25% low-ET plane
- Jet energy scale and resolution 1 -10 %
 - Since we use non-standard jets, estimate additional resolution, which is parametrised as a function of EMF in addition to η . 1 -17 %
- Trigger efficiency estimated from tag-and-probe method using b-triggers. Small, around 2% for all models
- Pileup RW 1-12 %
- PDF uncertainties 8% to 3%
- BDT mis-modelling, around 2%
- Lumi 2%

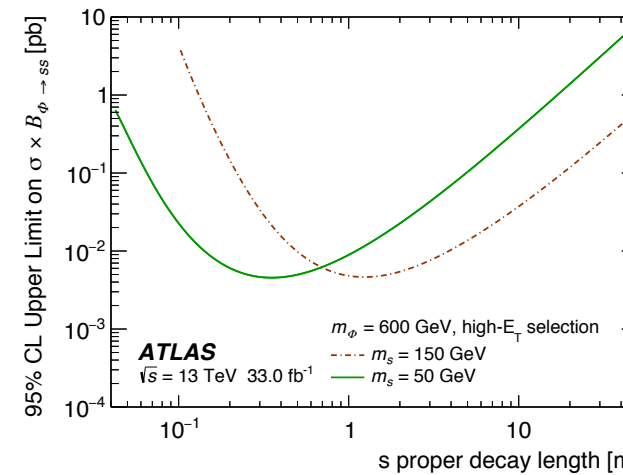
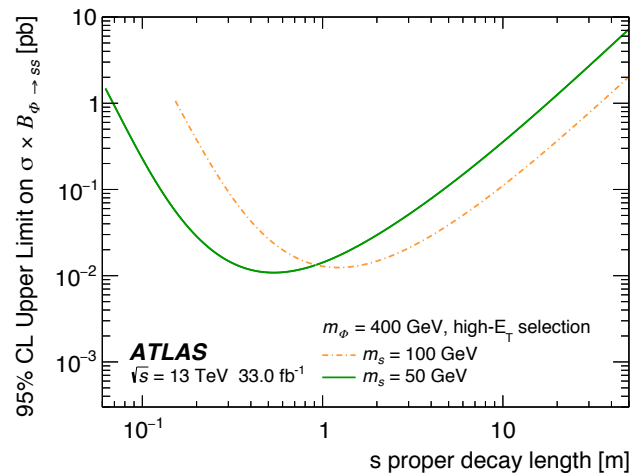
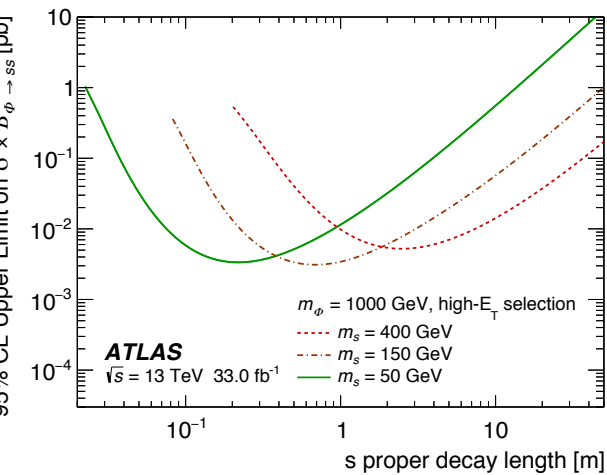
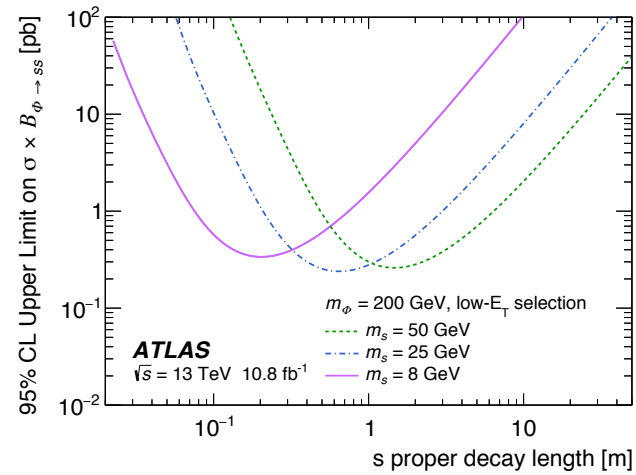
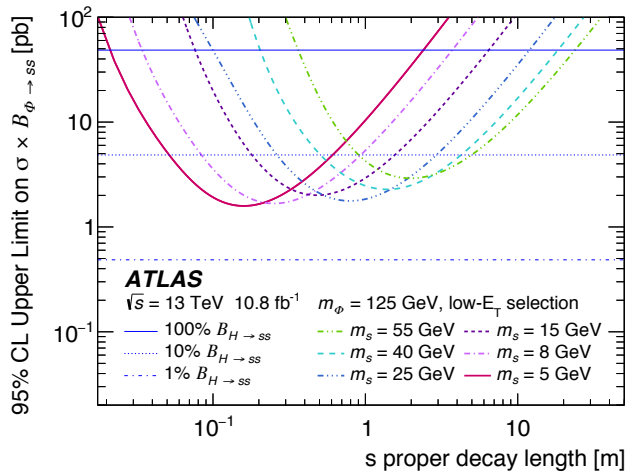
- Signal generated for specific LLP lifetimes τ_{gen}
- Signal efficiency for other lifetimes by reweighing:

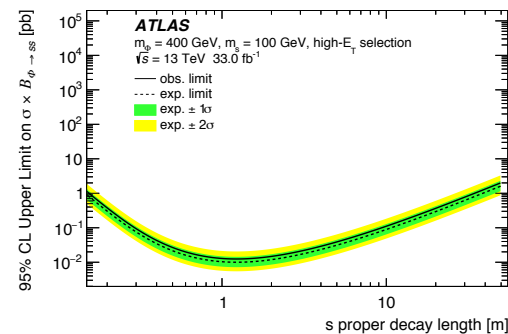
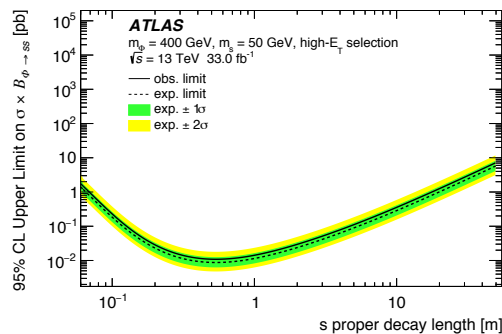
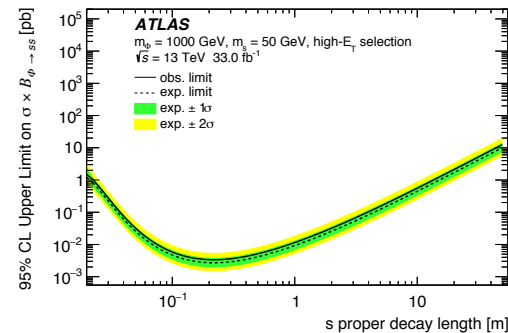
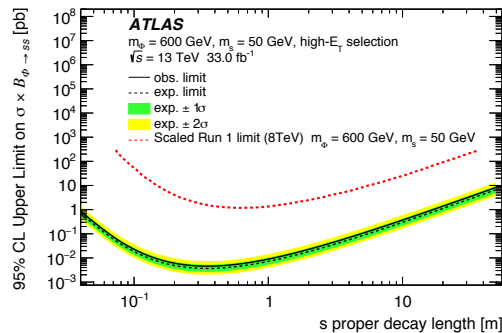
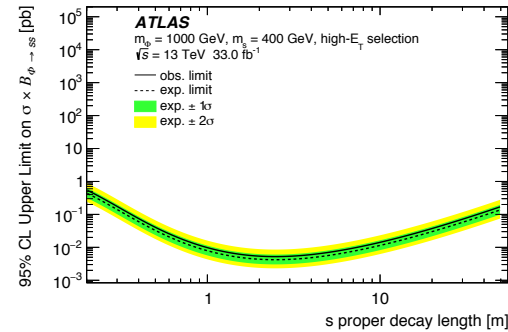
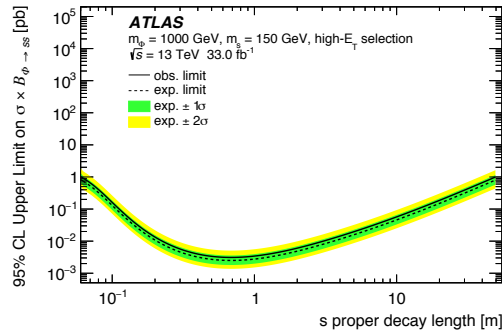
$$w(t) = \frac{\tau_{\text{gen}}}{\exp(-t/\tau_{\text{gen}})} \cdot \frac{\exp(-t/\tau_{\text{new}})}{\tau_{\text{new}}}$$

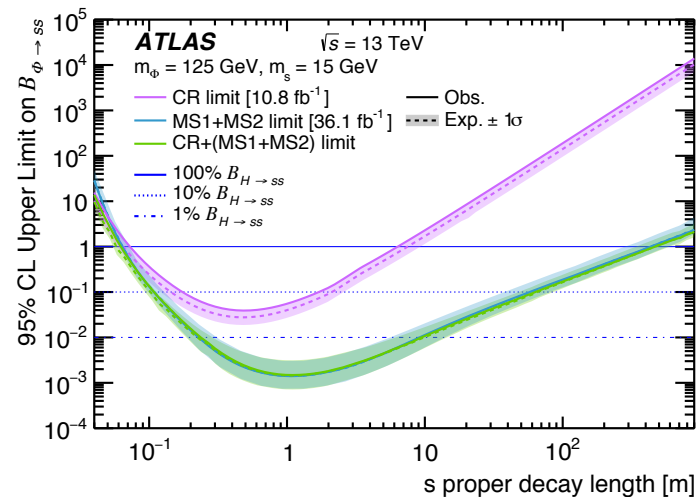
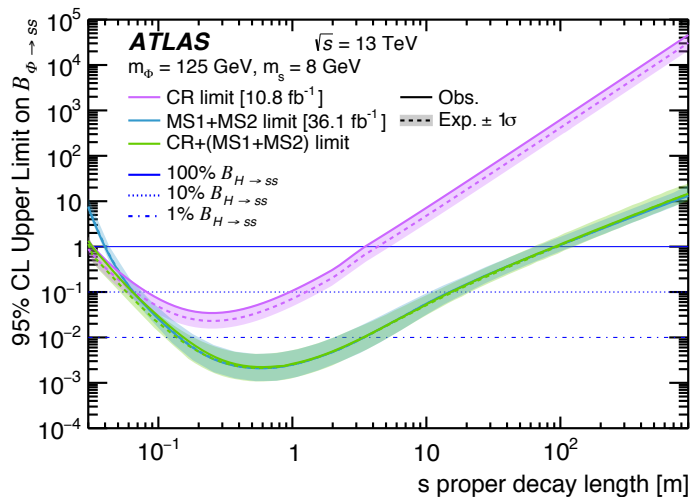
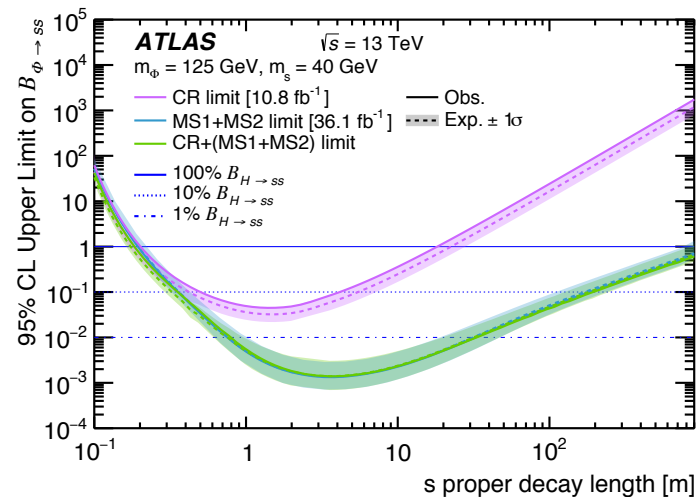
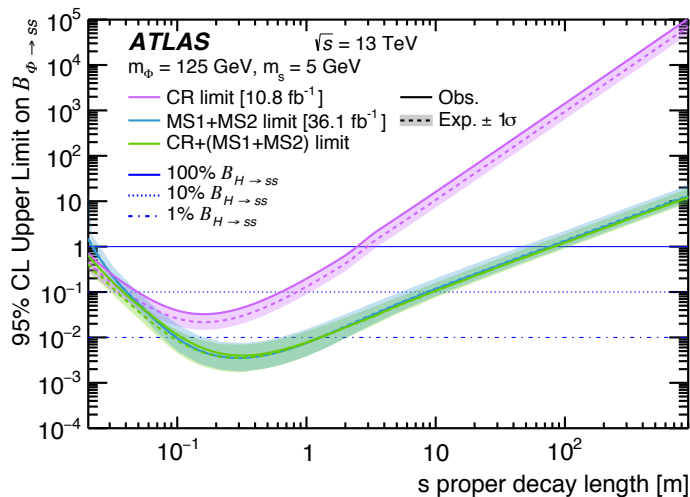
- $w(t)$ for each LLP weight per-event to τ_{new}
- Method validated in test samples with alternate lifetimes

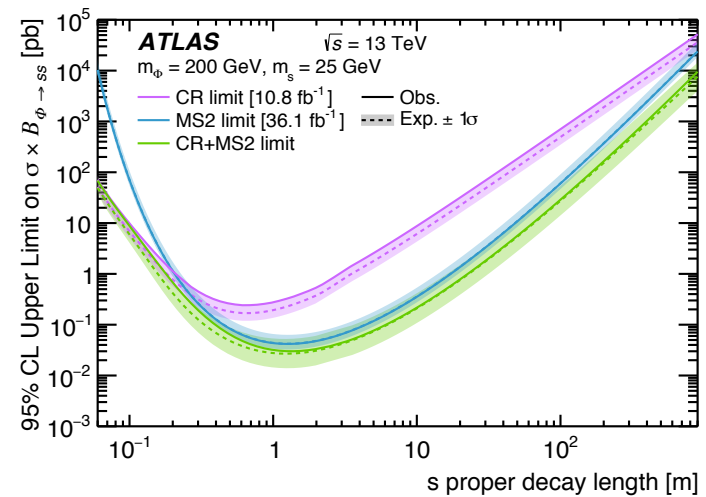
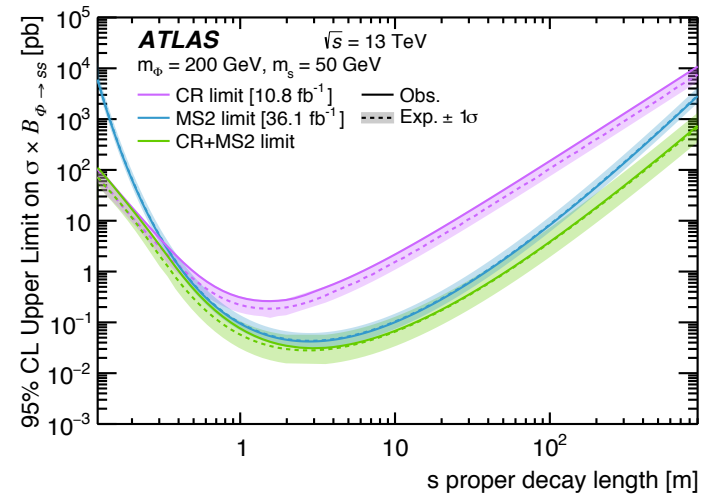
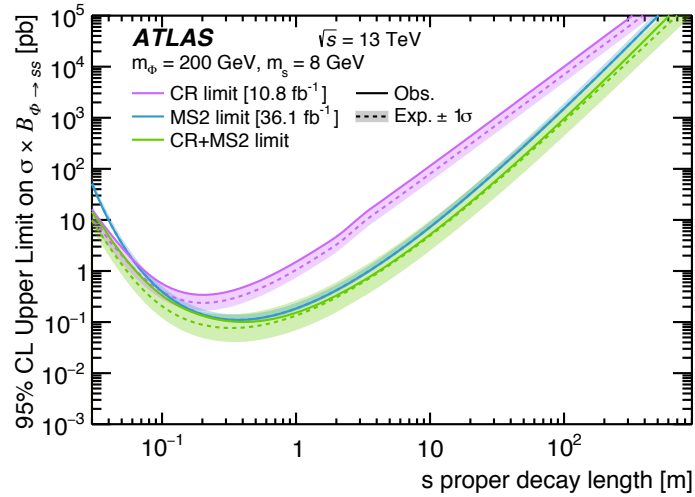


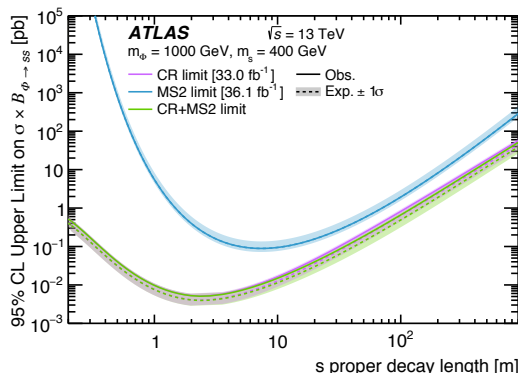
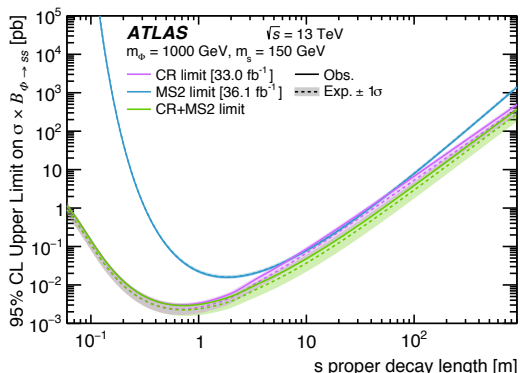
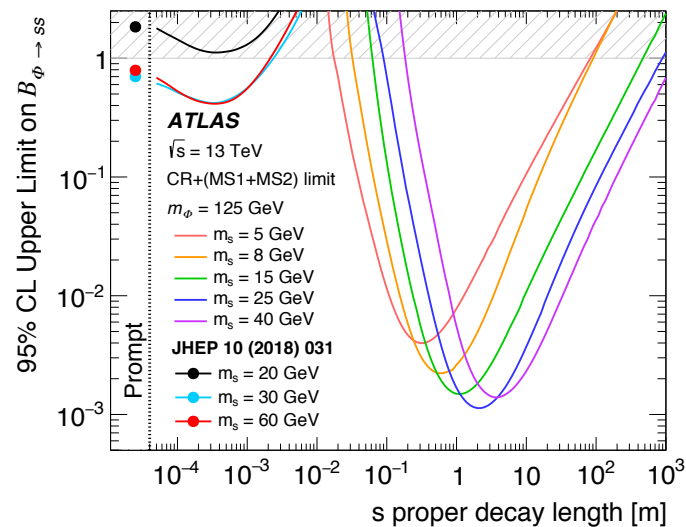
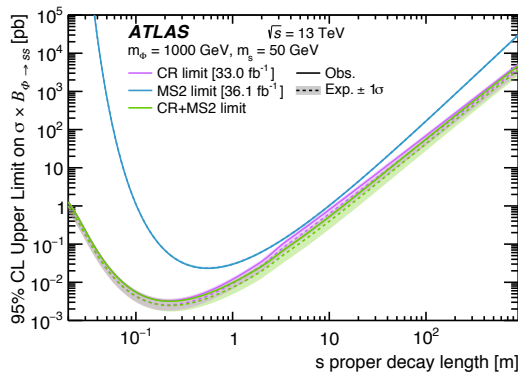
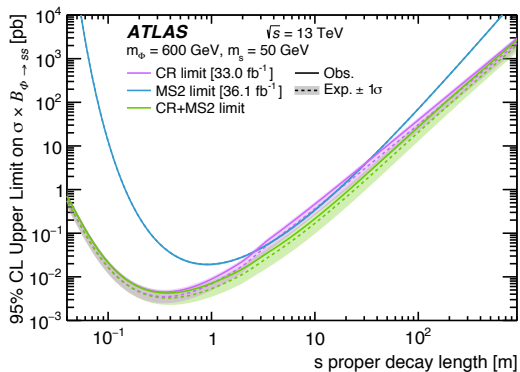
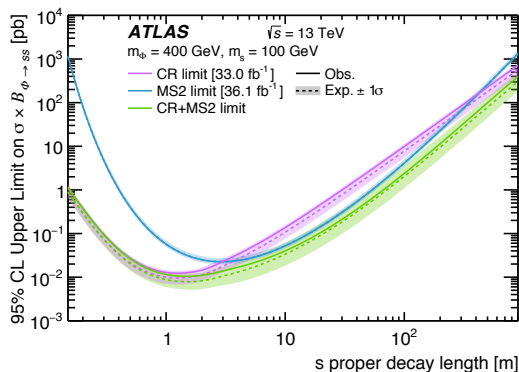
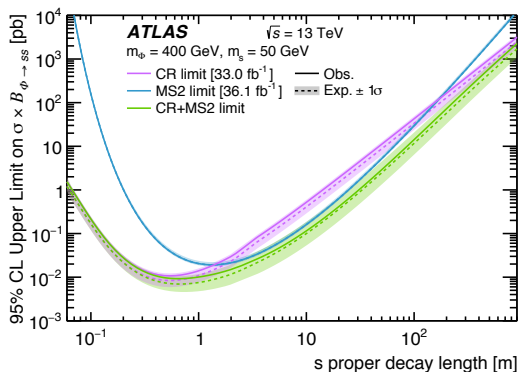












<https://arxiv.org/pdf/1704.07983.pdf>

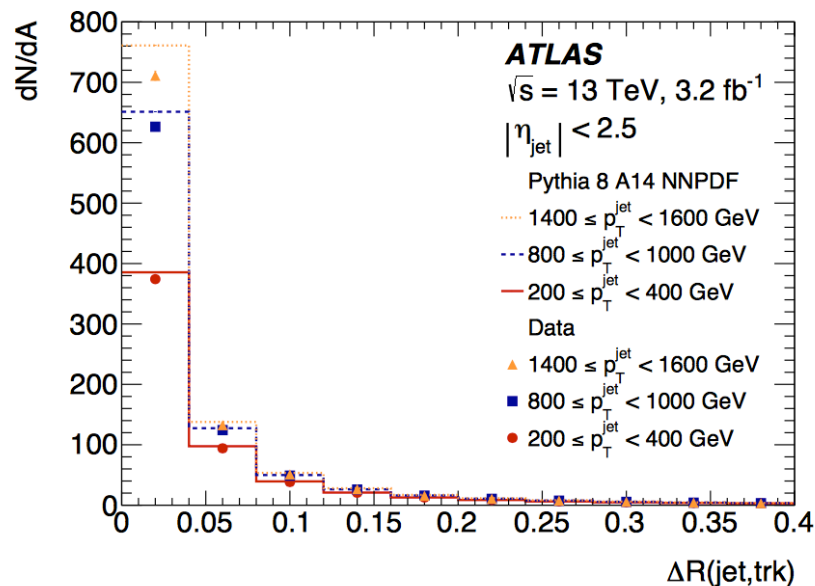


Figure 4: The average number of primary tracks per unit of angular area as a function of the angular distance from the jet axis. Data (markers) and dijet MC (lines) samples are compared in bins of jet p_T showing the high density in the cores of energetic jets.

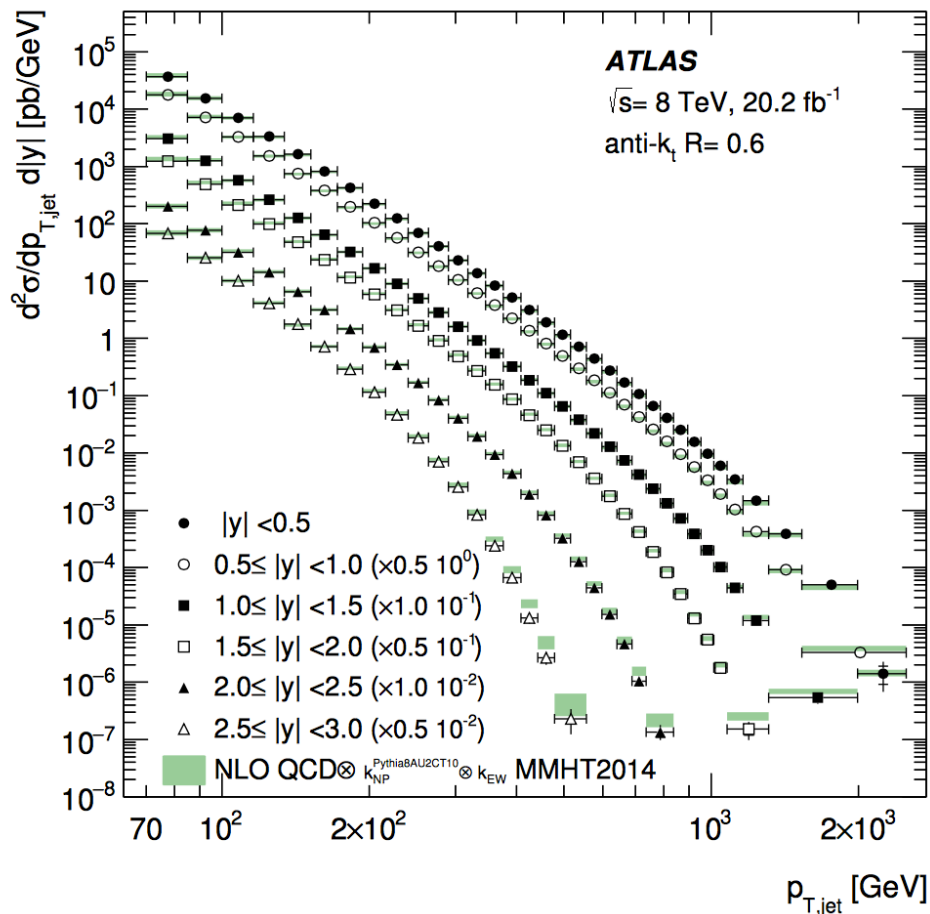


Figure 6: Inclusive jet cross-section as a function of jet p_T in bins of jet rapidity. The results are shown for jets identified using the anti- k_t algorithm with $R = 0.6$. For better visibility the cross-sections are multiplied by the factors indicated in the legend. The data are compared to the NLO QCD prediction with the MMHT2014 PDF set corrected for non-perturbative and electroweak effects. The error bars indicate the statistical uncertainty and the systematic uncertainty in the measurement added in quadrature. The statistical uncertainty is shown separately by the inner vertical line.