

Nuclear Physics towards 2050: Experiments with Electron Beams

- Electron Beams for Nuclear Physics
- Personal View on Perspectives for Nuclear Physics



Patrick Achenbach
Mainz University

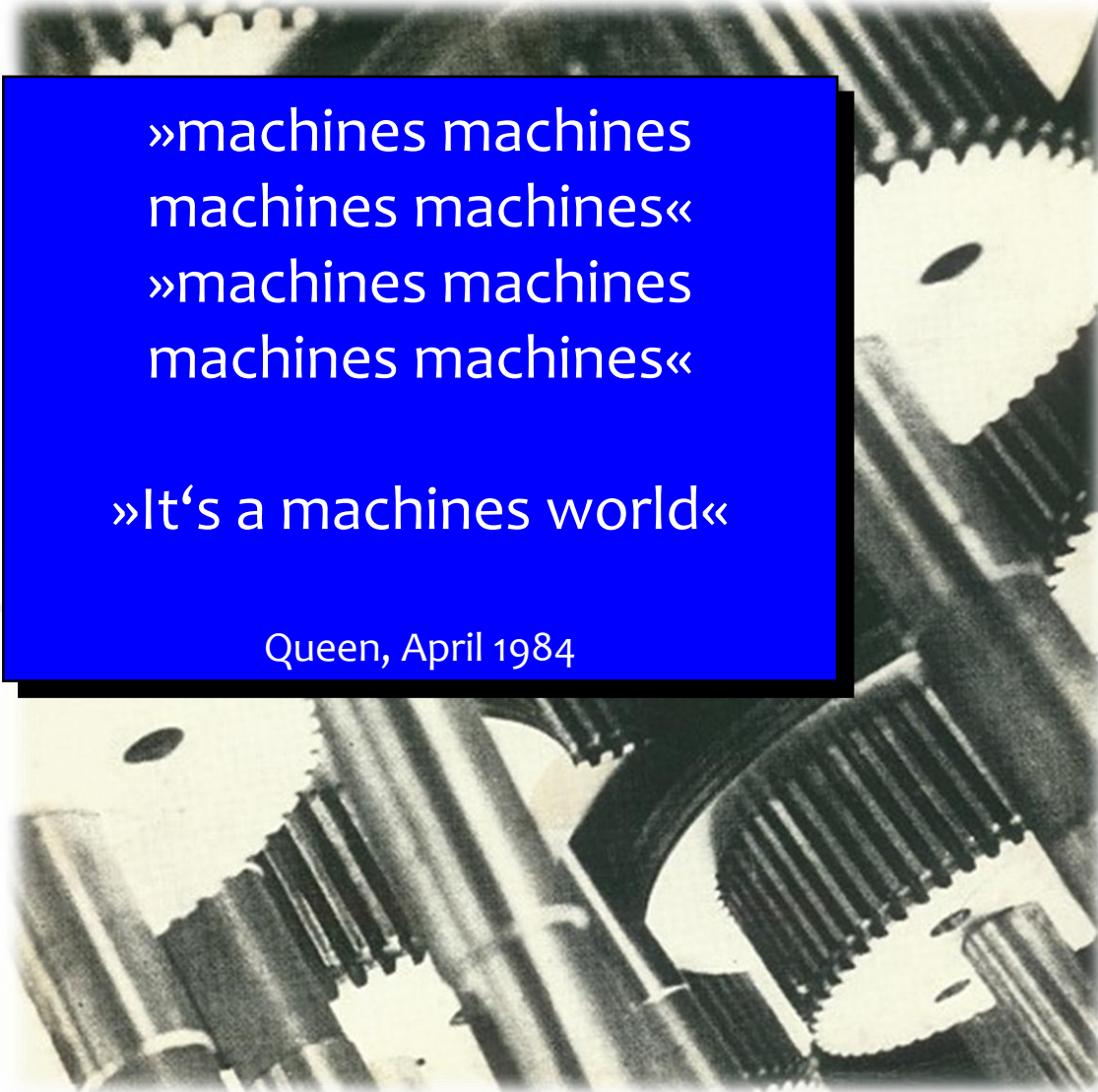
April 2026

Machines (Or Back to Humans)

»machines machines
machines machines«
»machines machines
machines machines«

»It's a machines world«

Queen, April 1984



The Mainz Microtron MAMI

MAMI-B:

3 Race Track Microtrons

$E_0 = 180 \dots 883 \text{ MeV}$

Energy spread $\Delta E = 13 \text{ keV}$

Energy stability $\Delta E = 100 \text{ keV}$

(long-term drifts over 1 week)

$\varepsilon_x = 9 \mu\text{m mrad}$, $\varepsilon_y = 0.5 \mu\text{m mrad}$

Beam current max. $100 \mu\text{A c.w.}$

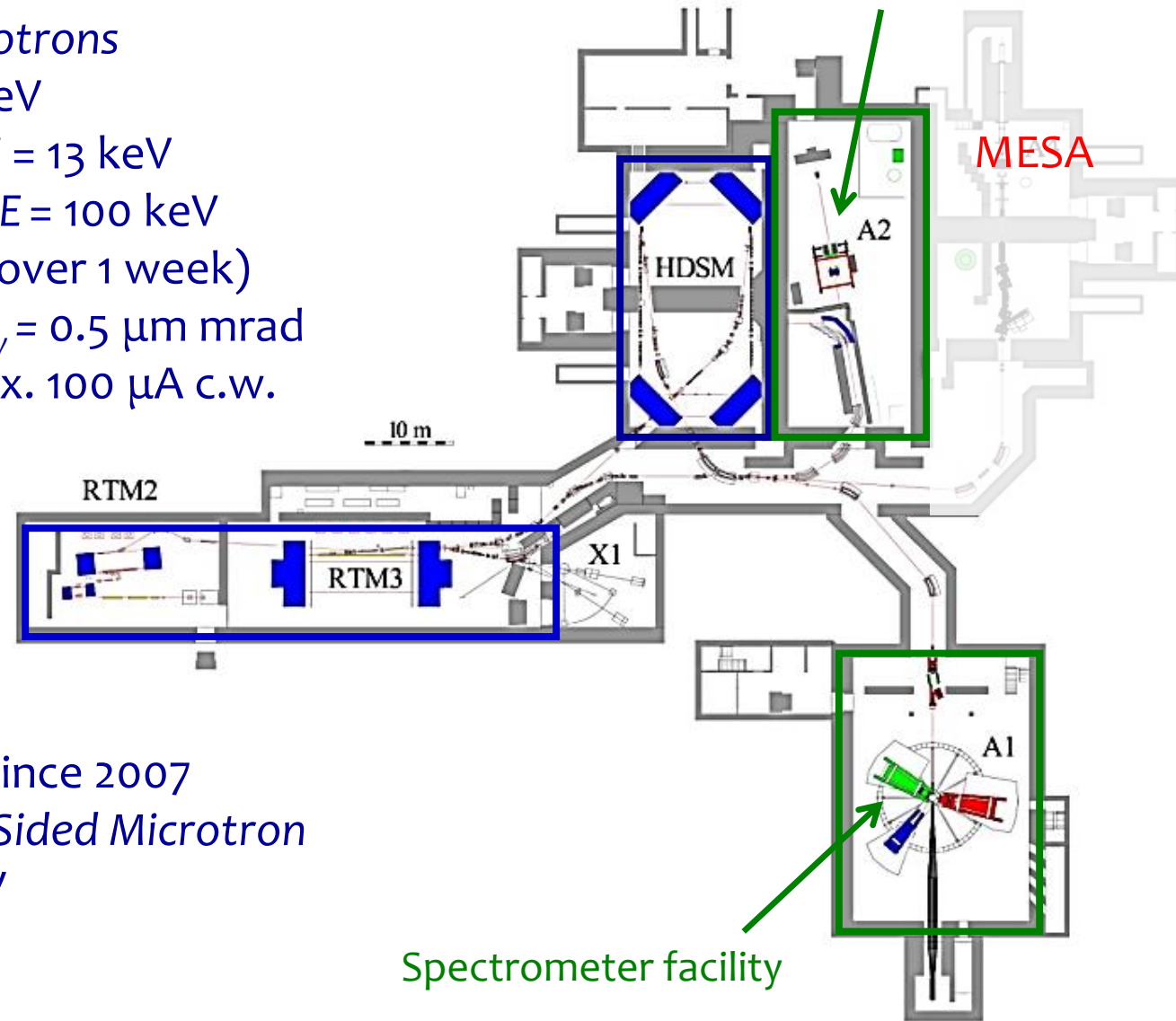
MAMI-C:

Additional stage since 2007

Harmonic Double-Sided Microtron

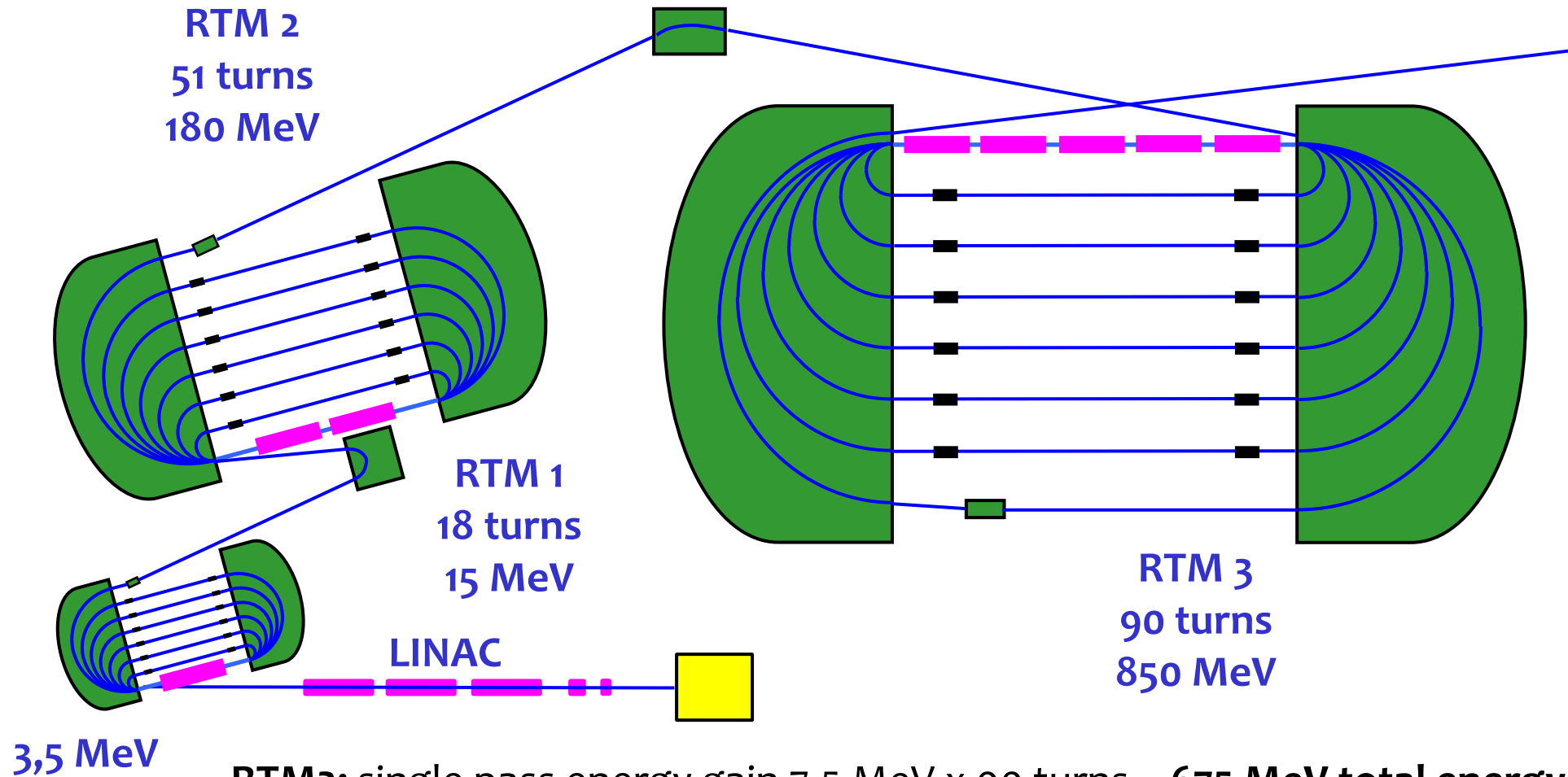
E_0 up to 1604 MeV

Photon beam and experiments



Race-Track Microtrons (RTM 1 – 3)

Cascade of 3 RTMs with each 2 magnets and 1 linac with RF acceleration



RTM3: single pass energy gain 7.5 MeV x 90 turns = 675 MeV total energy gain
with only 163 kW RF power for 67.5 kW of beam power at 100 mA

MAMI-B (RTM1 – 3)

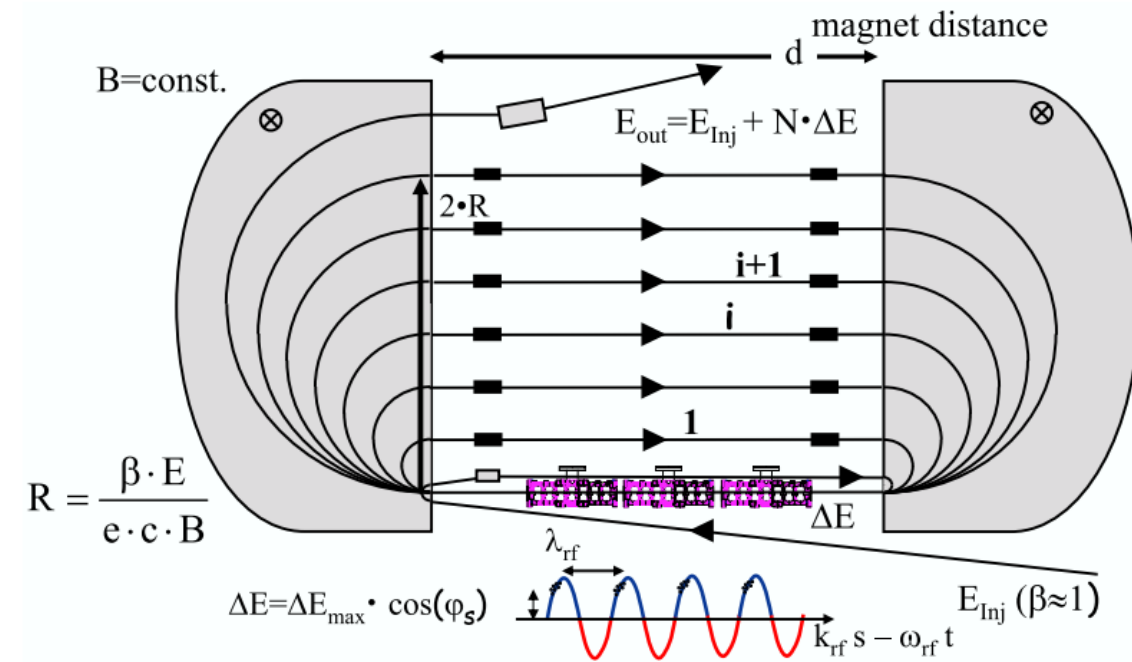


RTM1 and RTM2 for 180 MeV beam energy



RTM3 for maximum 885 MeV beam energy

RTM Operation Parameters



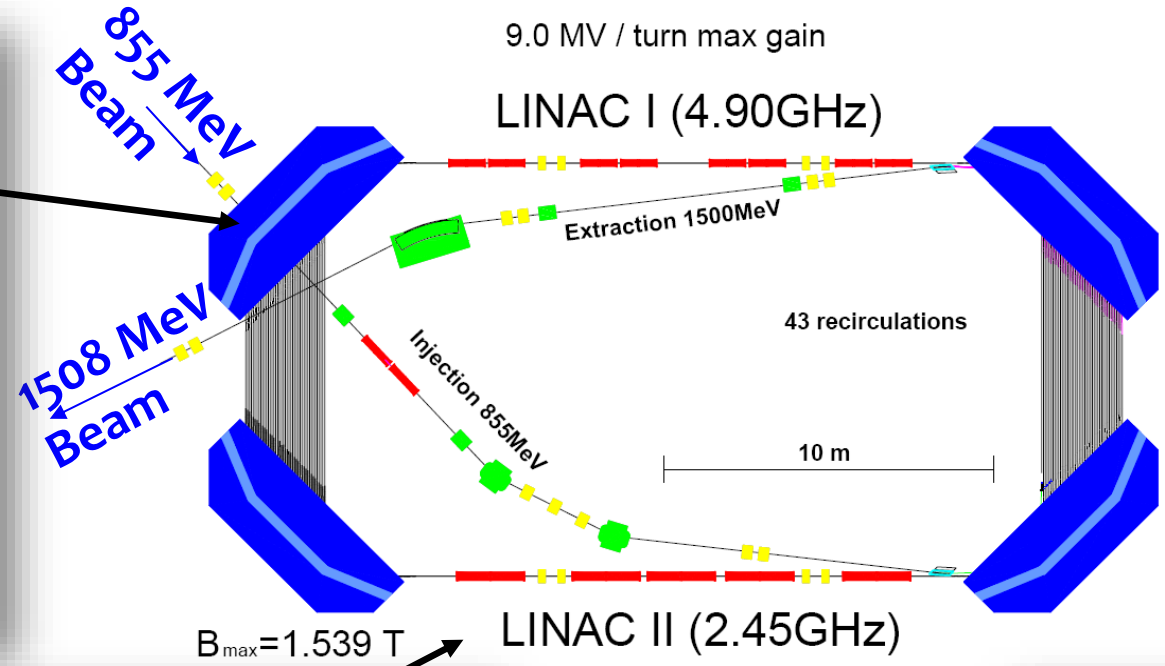
		Injector	RTM1	RTM2	RTM3
General					
injection / extraction energy (total)	[GeV]	0.511 / $3.97 \cdot 10^{-3}$	$3.97 / 14.86 \cdot 10^{-3}$	$14.86 / 180 \cdot 10^{-3}$	0.180 / 0.855
number of turns		–	18	51	90
total power consumption	[kW]	92	92	220	650
Rf-System					
energy resp. energy gain / turn	[MeV]	3.5	0.599	3.24	7.50
frequency	[GHz]	2.4495	2.4495	2.4495	2.4495
linac length (electrically)	[m]	4.93	0.80	3.55	8.87
number of sections / klystrons		3 / 1	1 / 1	2 / 2	5 / 5
power dissipation / beam power	[kW]	33.2 / 0.35	7.9 / 1.1	48.4 / 16.6	102.5 / 67.5
power consumption	[kW]	90	90	180	450
Magnet-System					
flux density (within the gap)	[T]	–	0.1026	0.5550	1.2842
gap height	[cm]	–	6	7	10
min./max. deflection radius	[m]	–	0.129-0.482	0.089-1.083	0.467-2.216
iron / copper weight of the magnets	[t]	–	4 / 0.2	90 / 2.3	900 / 11.6
number of corrector magnets		40	72	204	360
number of quadrupoles and solenoids		20	2	4	4
power consumption	[kW]	2	2	40	200
Beam-Parameters					
energy spread (1σ)	[keV]	1.2	1.2	2.8	13
norm. emittance hor. / vert. (1σ)	$[\pi \cdot 10^{-6} \text{ m}]$	0.05 / 0.04	0.07 / 0.07	0.25 / 0.13	13 / 0.84
standard-energies for experiments				180MeV	195-855MeV in steps of 15MeV

- Commercially available microwave components for 2.45 GHz
 $\rightarrow \lambda_{RF} = c / 2.45 \text{ GHz} \approx 12 \text{ cm} \rightarrow t = 1 / 2.45 \text{ GHz} \approx 0.4 \text{ ns}$ bunch structure
- Dynamic-resonance condition** for path length increase from turn to turn:
 $L_{i+1} - L_i = 2\pi\Delta R = n \cdot \lambda_{RF} \rightarrow 2\Delta R \approx 4 \text{ cm}$
- Fulfilled by setting the **energy gain per turn** to:
 $\Delta E = ecB / 2\pi \cdot n \cdot \lambda_{RF} = 7.5 \text{ MeV}$ for RTM3 field
- Large number of turns** to reach GeV energies

[A. Jankowiak, Eur. Phys. J. A 28, s01, 149 (2006)]

Large number of standard energies allows for many different kinematic settings

Harmonic Double Sided Microtron (HDSM)



Installation 2002 – 6



Linac II

Resonators for 2.45 and 4.90 GHz:



[K.-H. Kaiser et al., Nucl. Instr. Meth. A 593 (2008) 159]

A1 Spectrometer Facility at MAMI

Focusing spectrometers:

- 3 high-resolution $\Delta p/p \sim 10^{-4}$ spectrometers (SpekA,B,C)
- 1 short-orbit spectrometer (KAOS, since 2008)

SpekA:

Momentum resolution:


$$\delta p/p < 10^{-4}$$

Momentum acceptance:

$$\Delta p/p = 20\%$$

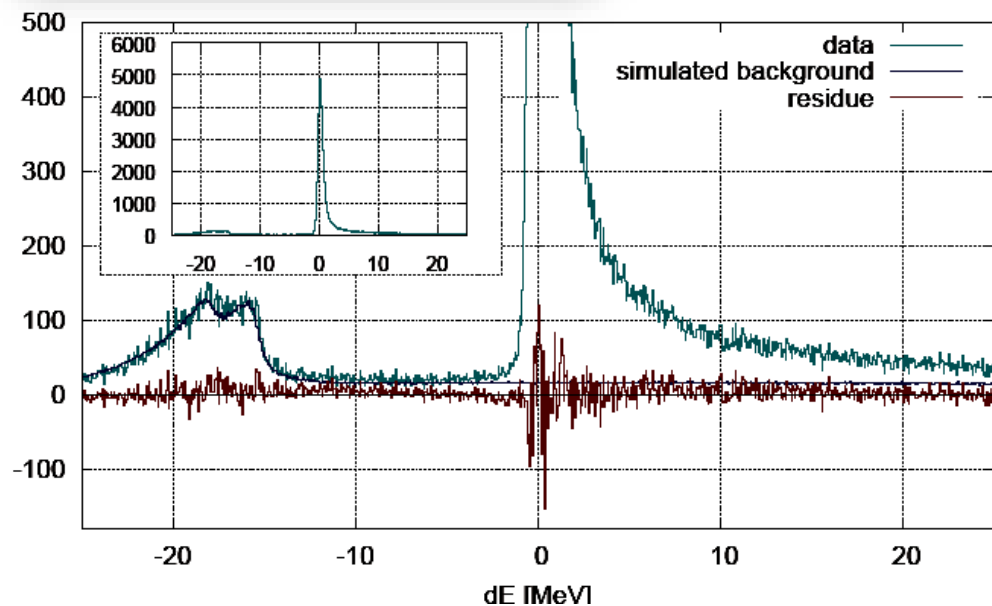
Accepted solid angle:

$$\begin{aligned}\Delta\Omega &= 11.5^\circ \times 8.0^\circ \\ &= 28 \text{ msr}\end{aligned}$$



Novel Windowless Gas-Jet Target(s)

Liquid hydrogen target:



- Subtraction of cell window contribution



Gas-jet target:

- Windowless, thin, point-like jet target
- Operated with hydrogen and argon



Argon gas jet

P. Brand



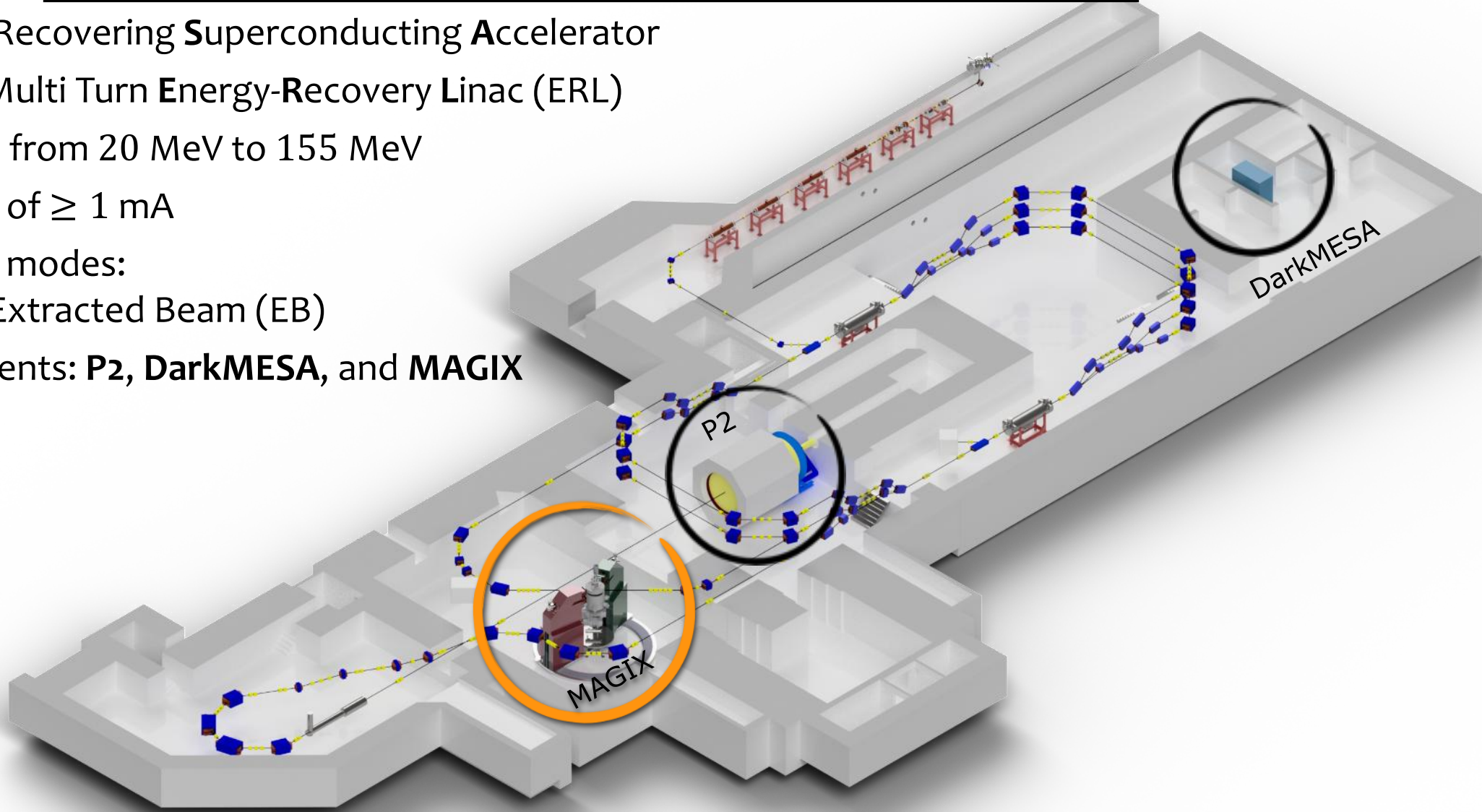
[S. Schlimme et al., NIM A 1013, 165668 (2021)]

MESA and the MAGIX Spectrometers

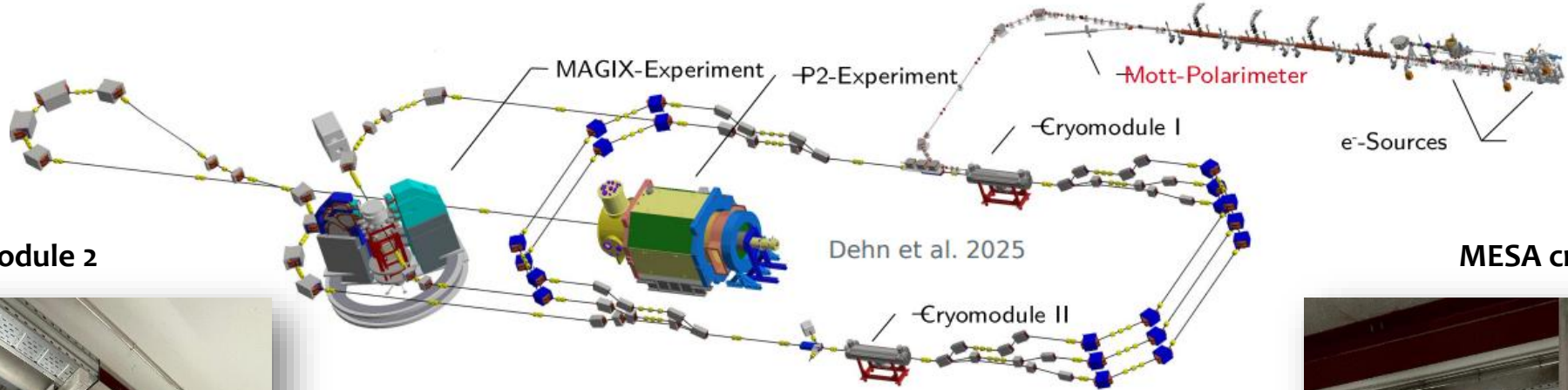


The Low-Energy Electron Accelerator MESA

- **M**ainz **E**nergy-Recovering **S**uperconducting **A**ccelerator
- Double-sided Multi Turn **E**nergy-Recovery **L**inac (ERL)
- Beam energies from 20 MeV to 155 MeV
- Beam currents of ≥ 1 mA
- Two operation modes:
ERL and Extracted Beam (EB)
- Three experiments: **P2**, **DarkMESA**, and **MAGIX**



Superconducting Accelerating Sections



MESA cryomodule 2

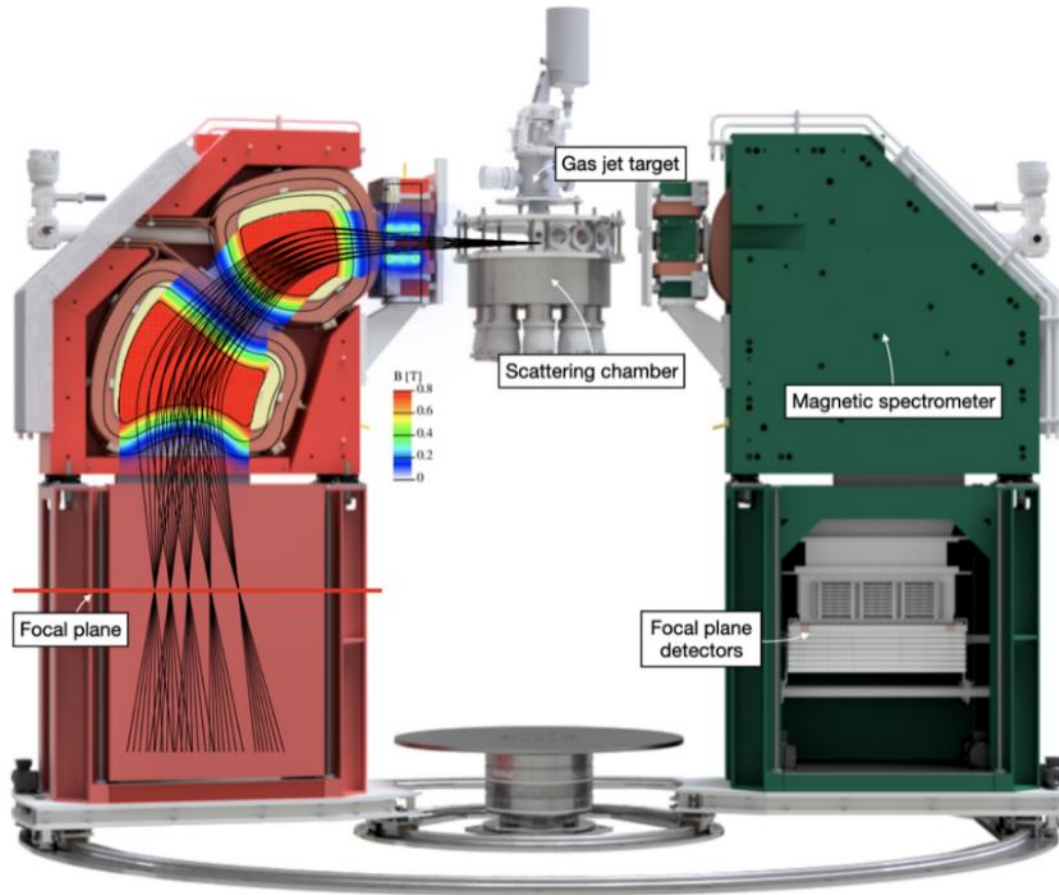
MESA cryomodule 1



MAinz Gas Internal eXperiment MAGIX

Operation of a high-intensity ERL beam in conjunction with internal target

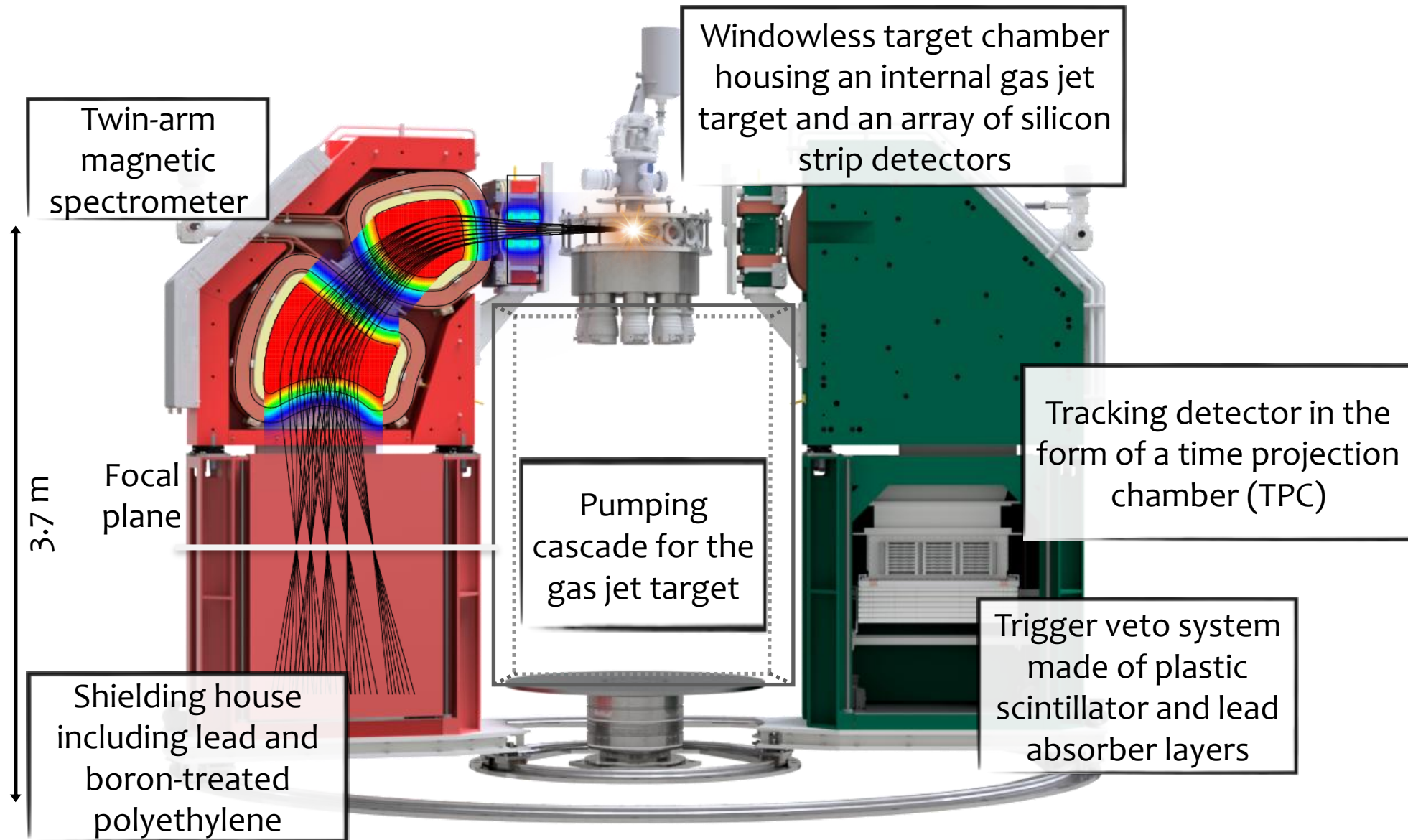
- A novel technique in nuclear and particle physics
- Measurement of low momenta particles with high accuracy
- Competitive luminosities at very low target thicknesses



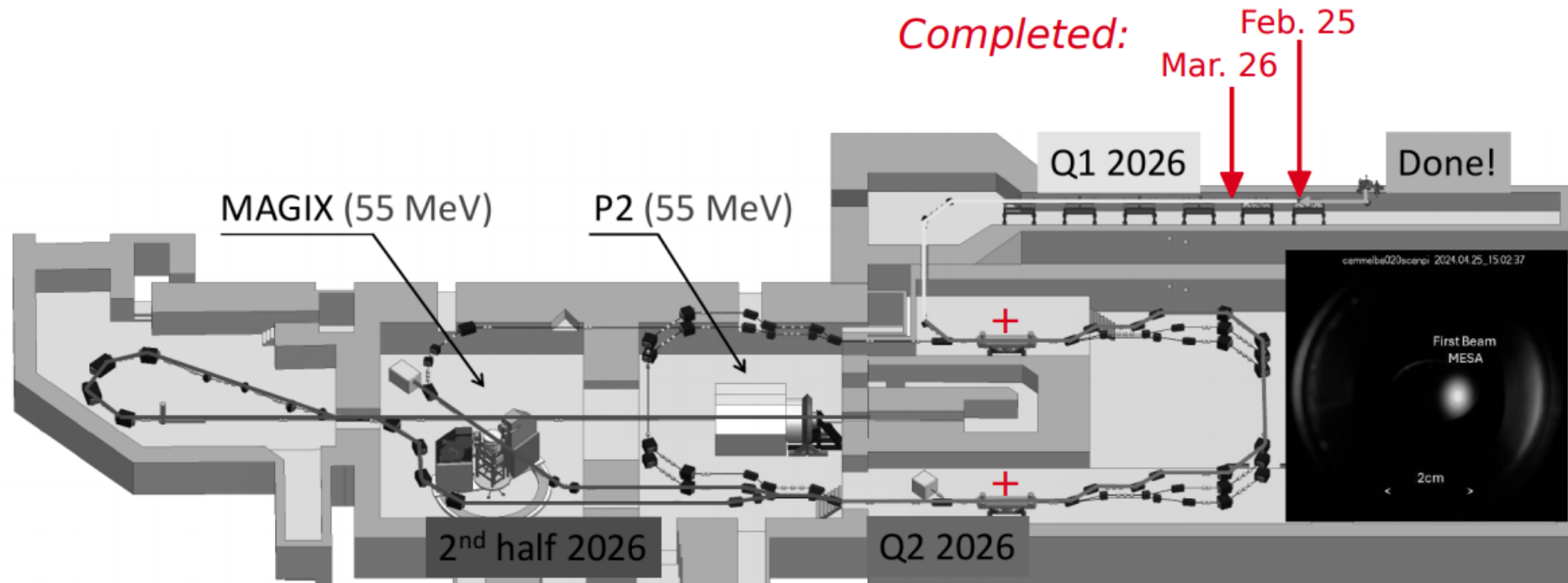
MAGIX Twin Spectrometers

Requirements:

- Momentum resolution:
$$\frac{\delta p}{p} < 10^{-4}$$
- Angular resolution:
$$\delta\theta < 0.05^\circ$$
- Precision cross section measurements with two spectrometers (**STAR** and **PORT**)



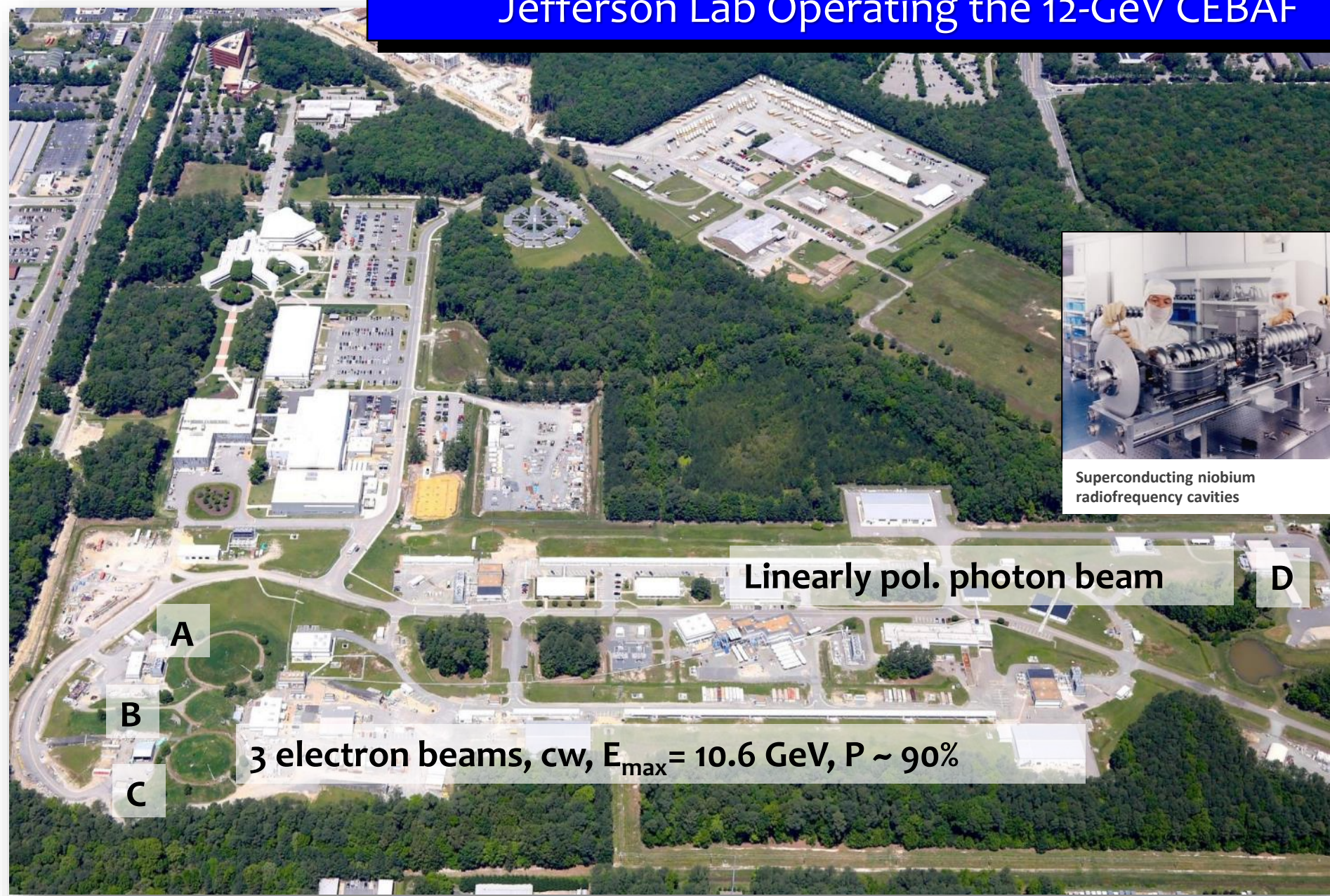
MESA Commissioning Schedule



- **Staged approach:**

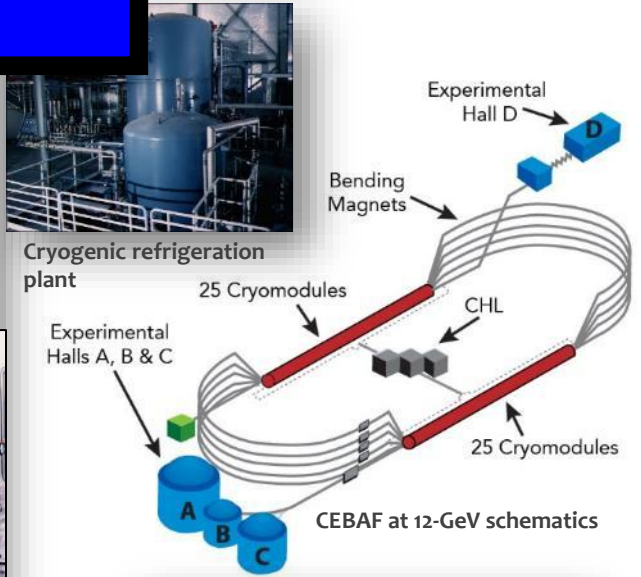
- June 2027: first **MESA beam at 55 MeV**, unpolarized, 1 μA
- September 2027: first extracted beam to MAGIX
- November 2027: first extracted beam to P2

Jefferson Lab Operating the 12-GeV CEBAF



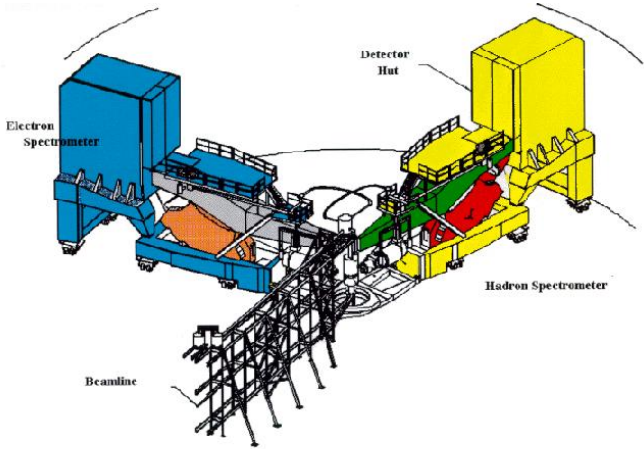
3 electron beams, cw, $E_{\text{max}} = 10.6 \text{ GeV}$, $P \sim 90\%$

Linearly pol. photon beam

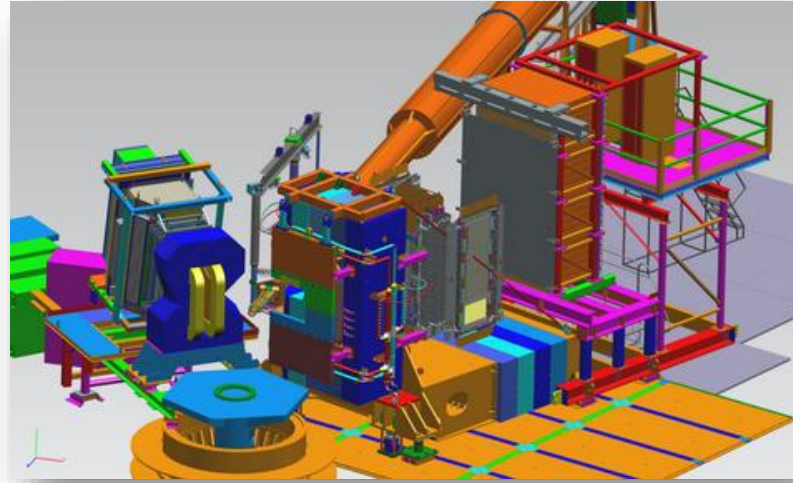


Large Number of Instruments in Halls A, B, and C

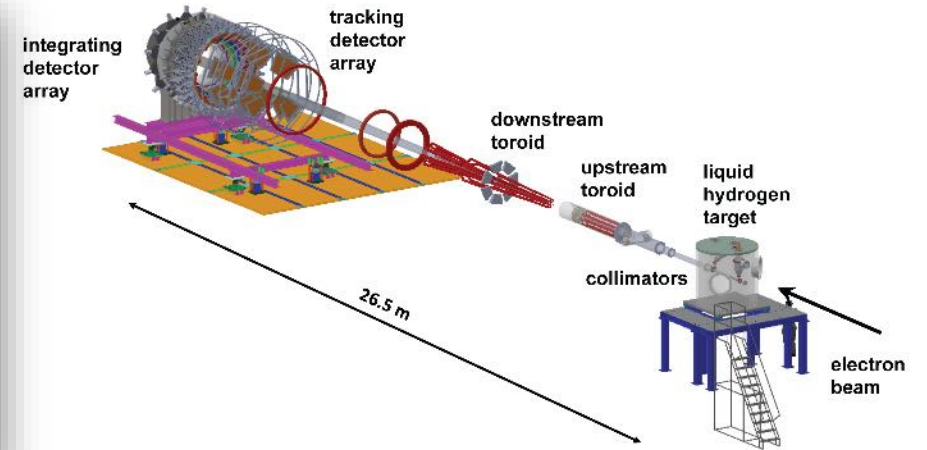
L+R HRS Hall A



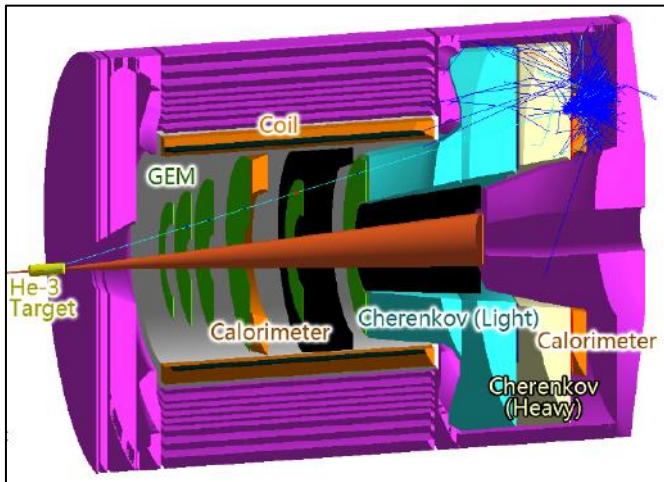
BigBite & SBS Hall A



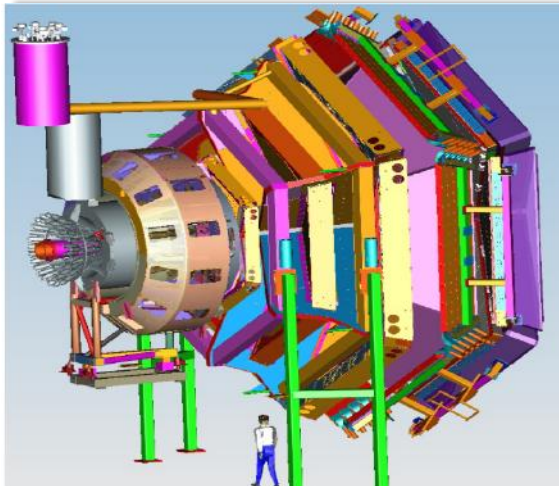
MOLLER To come in Hall A



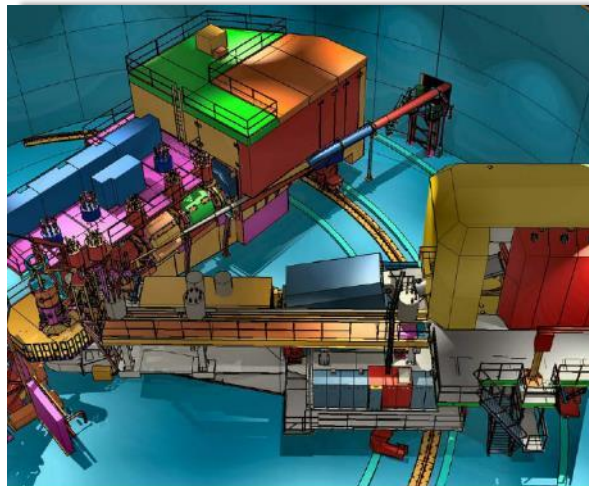
SOLID Proposed in Hall A



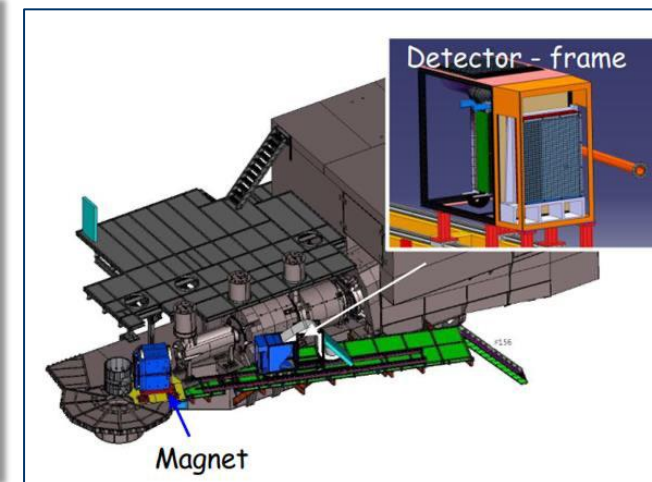
CLAS12 Hall B



HMS & SHMS Hall C



NPS Hall C



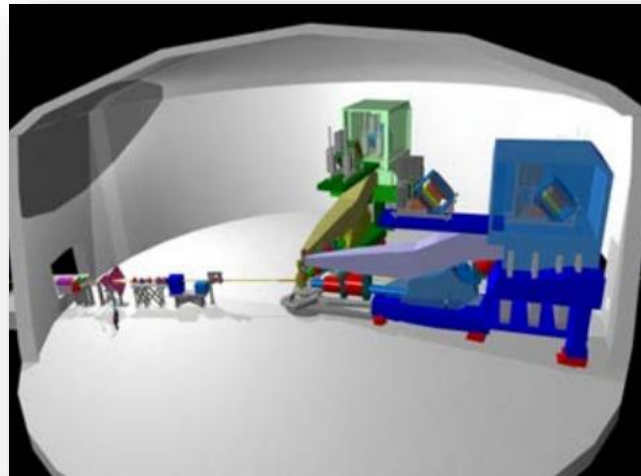


Hall A

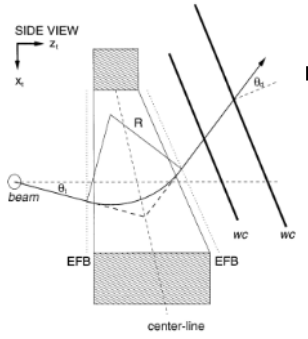


Hall A: High-Resolution QQDQ Spectrometers


- Two spectrometers: **Right and Left HRS**
 - $\delta p/p = 10^{-4}$, $\delta\theta = 2$ mrad
 - Angular range $\theta = 12.5^\circ - 150^\circ$
 - Dipole septa to access $\theta < 12.5^\circ$
 - Max. $p = 4.2$ GeV/c (left), 3.2 GeV/c (right)
 - $\Delta p/p = 10\%$, $\Delta\Omega = 6$ msr
- Luminosity up to 10^{39} cm⁻² s⁻¹



Hall A: BigBite and SuperBigBite Spectrometers




- **BigBite Spectrometer**
 - Indexed dipole magnet
 - $\delta p/p = 1-2\%$, $\delta\theta < 1$ mrad
 - $\Delta p/p = 80\%$, $\Delta\Omega = 75$ msr



- **SuperBigBite Spectrometer**
 - Dipole magnet, 1.7 T-m
 - $\delta p/p = 1\%$ at 8 GeV/c
 - $\Delta\Omega = 70$ msr
 - Proton/neutron separation

BB magnet and detector:



Non-focusing spectrometers with large dipole magnets near the target to maximize solid angle

View along downstream beamline with SBS left:

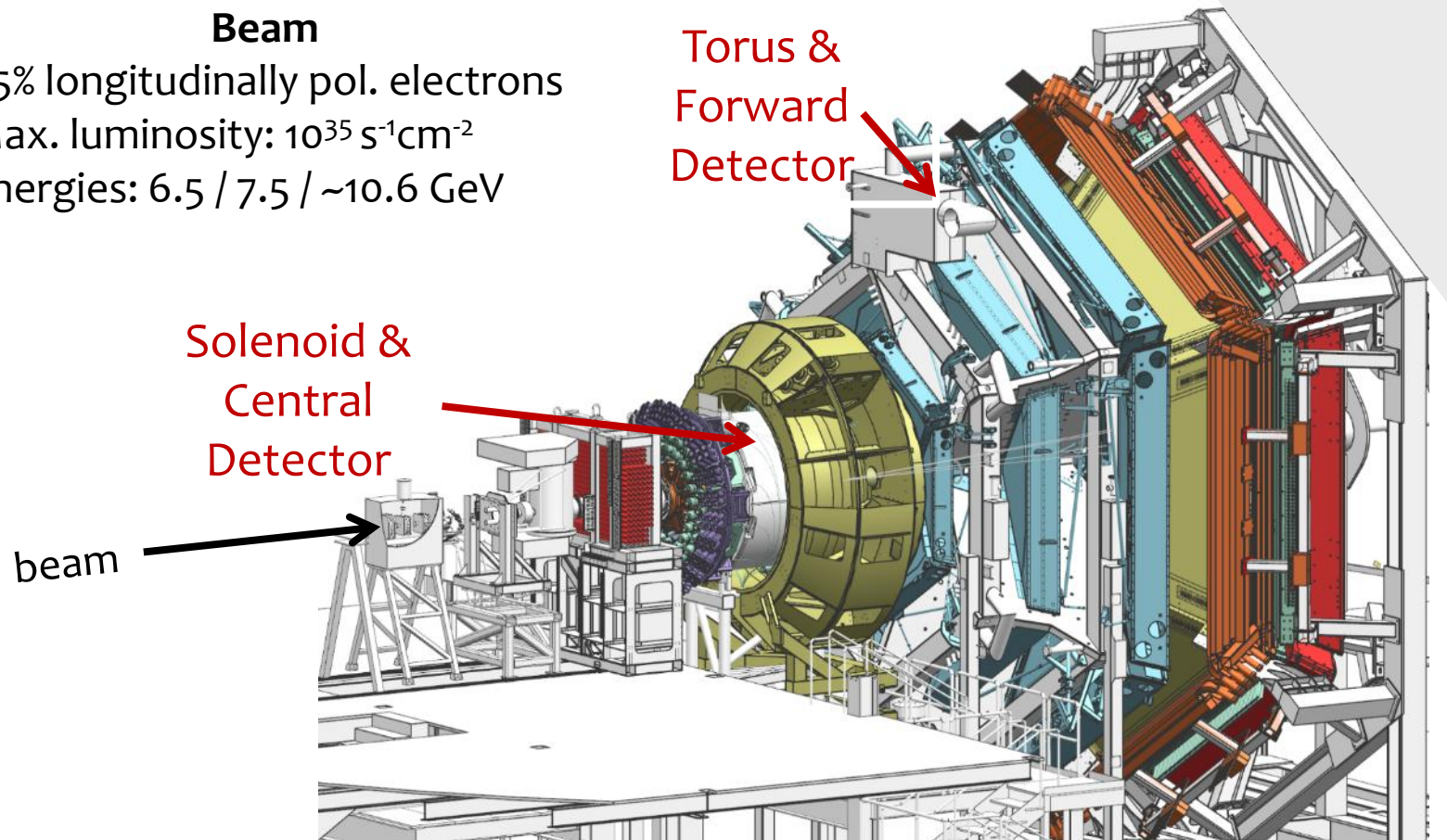




Hall B: The CLAS12 Spectrometer for 12 GeV

Beam

- 85% longitudinally pol. electrons
- Max. luminosity: $10^{35} \text{ s}^{-1} \text{ cm}^{-2}$
- Energies: 6.5 / 7.5 / ~ 10.6 GeV

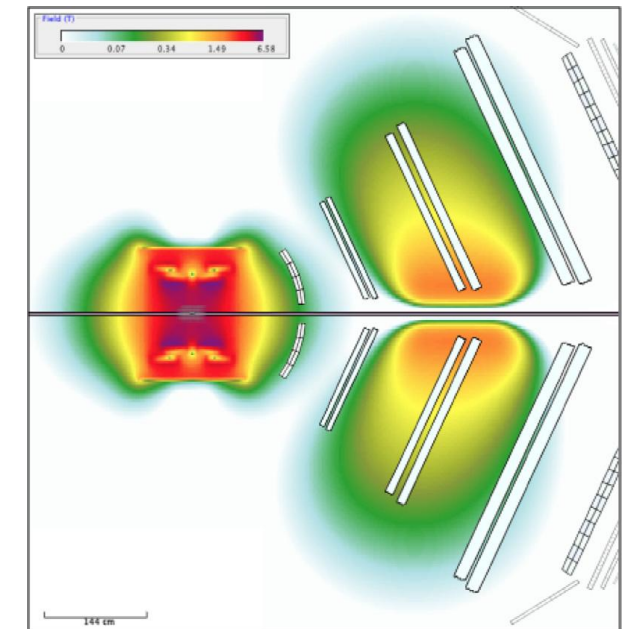


[V.D. Burkert et al., Nucl. Inst. and Meth. A 959, 163419 (2020)]

Targets (org. by Run Groups)


- Proton (RG-A/K)
- Deuteron (RG-B)
- Nuclei (RG-M/D/E)
- Long. pol. NH_3/ND_3 (RG-C)

Magnetic Field



Large-acceptance multi-purpose spectrometer

Hall B: Side View of the CLAS12 Spectrometer



Electron
beam →

Central
Detector

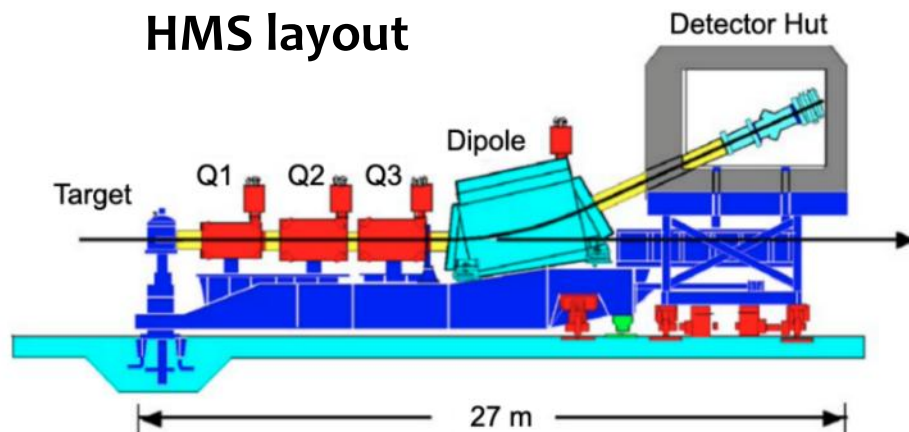
Forward
Detector



Hall C: Small Acceptance Spectrometers for High Luminosity

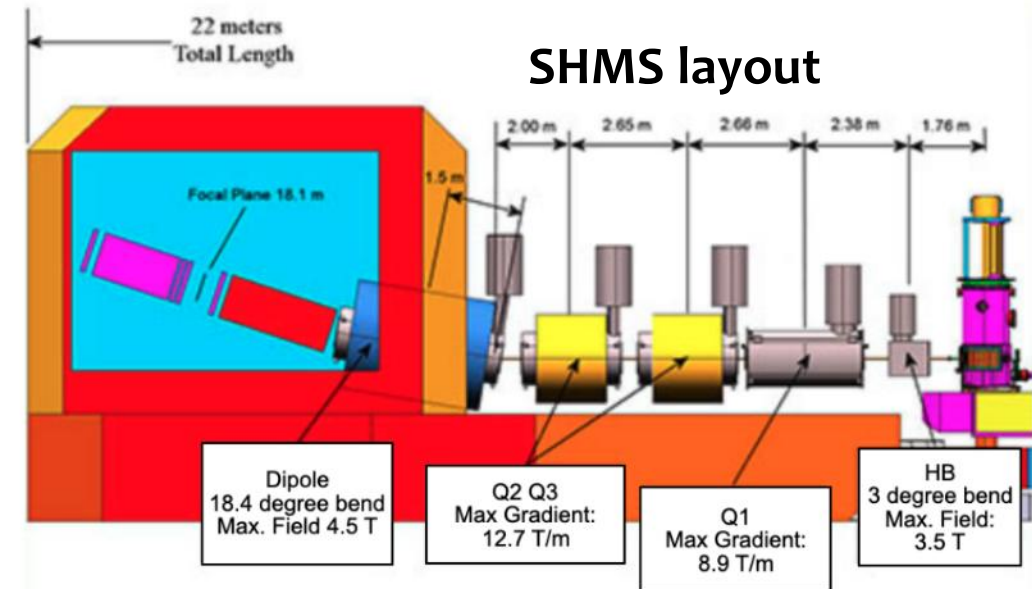
High-Momentum Spectrometer (HMS)

- Momenta: up to 6 GeV/c, acceptance exceeding 10%
- Horizontal angular range: 10.5° to 90°
- Four superconducting magnets, three of them focusing quadrupoles in a vertically focusing–defocusing–focusing configuration followed by a dipole with a vertical bend of 25°
- Momentum resolution: $1-1.5 \times 10^{-3}$
- Angular acceptance: ± 32 mrad in-plane, ± 85 mrad out-of-plane
- Angular resolutions: ~ 1 mrad
- Track length from target to detector hut: ~ 25 m



Super-High-Momentum Spectrometer (SHMS)

Parameter	HMS Design	SHMS Design
Range of Central Momentum	0.4 to 7.4 GeV/c	2 to 11 GeV/c
Momentum Acceptance δ	$\pm 10\%$	-10% to $+22\%$
Momentum Resolution	0.1% – 0.15%	0.03% – 0.08%
Scattering Angle Range	10.5 to 90 degrees	5.5 to 40 degrees
Horizontal Angle Acceptance	± 32 mrad	± 18 mrad
Vertical Angle Acceptance	± 85 mrad	± 50 mrad
Solid Angle Acceptance	8.1 msr	> 4 msr
Horizontal Angle Resolution	0.8 mrad	0.5 – 1.2 mrad
Vertical Angle Resolution	1.0 mrad	0.3 – 1.1 mrad
Target resolution (ytar)	0.3 cm	0.1 - 0.3 cm
Maximum Event Rate	2 kHz	10 kHz
Max. Flux within Acceptance	~ 5 MHz	~ 5 MHz



Hall C: HMS and Super-HMS Spectrometers

SHMS



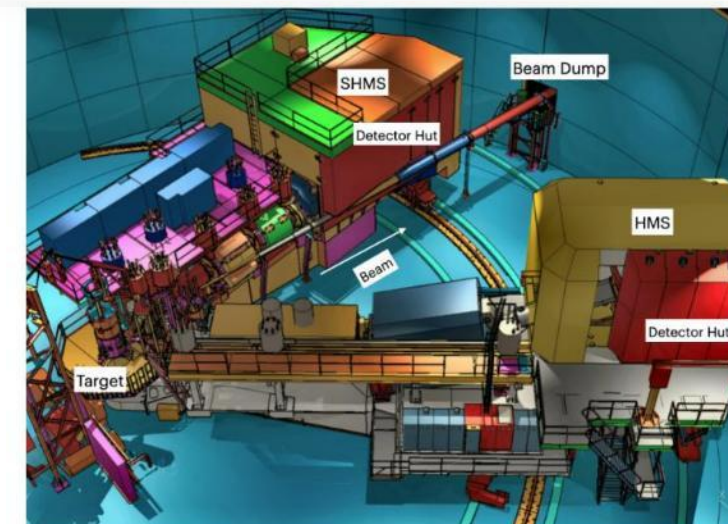
View from downstream beamline with SHMS on the right and HMS on the left



HMS



SHMS at minimum forward angles
HMS to the right:




Small-acceptance spectrometers for high luminosity and high momenta

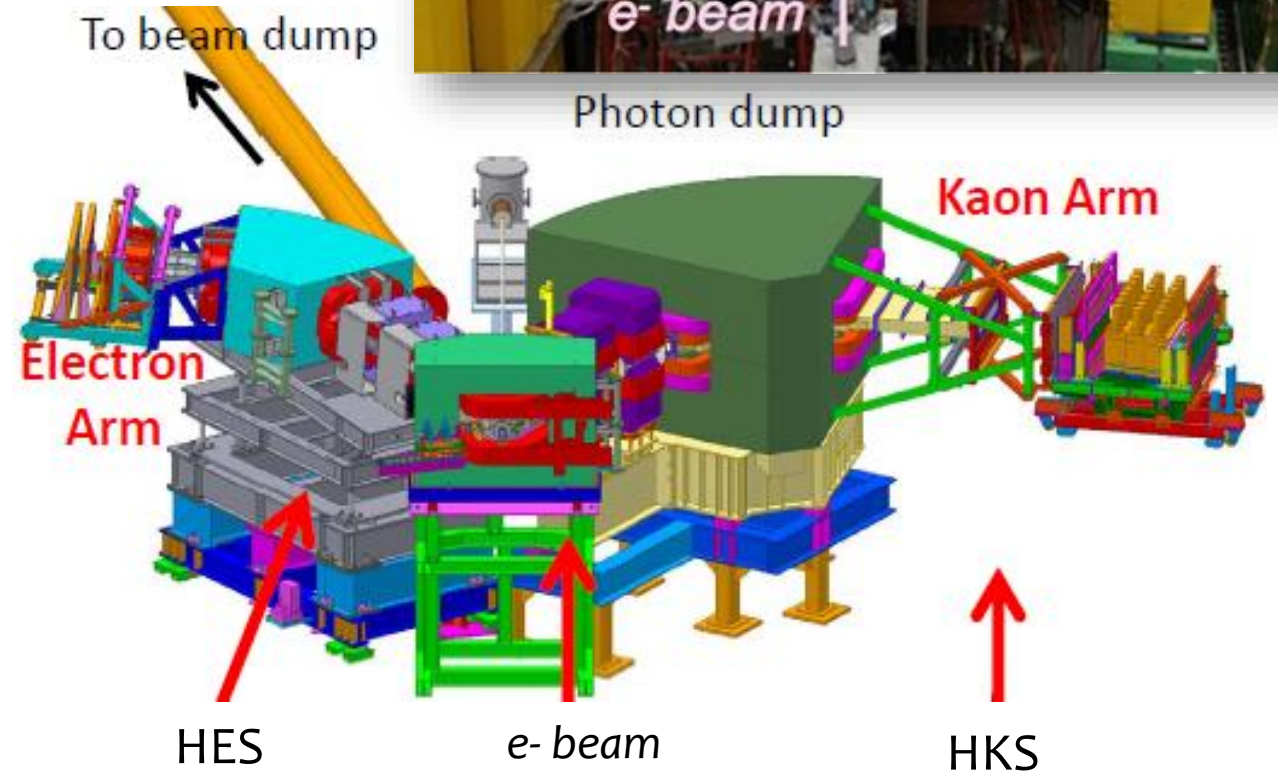
Hall C: HKS/HES Spectrometers

Experimental Hall	Updated Hall-C
Beam Energy [/(GeV)]	2.240
Electron spectrometer	HES
Bending direction	Horizontal
Central momentum [/(GeV/c)]	0.74
Kaon spectrometer	HKS
Bending direction	Horizontal
Central momentum [/(GeV/c)]	1.20

HKS: Dedicated small-orbit spectrometer for hypernuclei electro-production:



Beam	Energy E_e [/(GeV)]	2.240
	Energy stability $\Delta E_e/E_e$	3×10^{-5}
PCS + HES	Central momentum P_e [/(GeV/c)]	0.744
	Central angle $\theta_{e,e'}$ [/(deg)]	8
	Solid angle $\Delta\Omega_{e'}$ [/(msr)]	3.4
	<u>Momentum resolution $\Delta P_{e'}/P_{e'}$</u>	<u>4.4×10^{-4}</u>
	Central momentum P_K [/(GeV/c)]	1.200
PCS + HKS	Central angle θ_K [/(deg)]	15
	Solid angle $\Delta\Omega_K$ [/(msr)]	8.3
	<u>Momentum resolution $\Delta P_K/P_K$</u>	<u>2.9×10^{-4}</u>




Perspectives for Nuclear Physics

Science communication



scientists

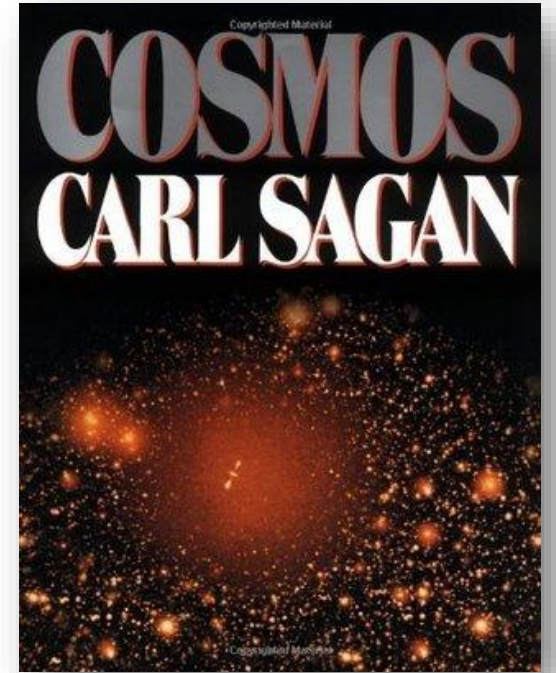


the public



Roles of Researchers are Changing

- **Publishing the results of a measurements is not finishing the job!**
- **Students and young researchers** must become aware of other roles
 - Need to be able to **communicate their science**
 - Need to be able to **explain their research to a non-specialist**
 - Need to be able to **simplify their science**
 - Need to put their **science into a broader perspective**
- **Quoting Carl Sagan:**
 - *“the public is far more intelligent than it is has generally been given credit for”*
 - *“the deepest scientific questions on the nature and origin of the world excite the interests and passions of an enormous number of people”*



Nuclear Physics Towards 2050

The future of our science depends on how it is practiced today

- Need for good **science communication**
- Need for international **exchange and collaboration**
- Need for motivating and engaging **young researchers**
- Need for **connections between subfields**

Example:

*International Leading
Research Program
(PI: Tokyo University)*

